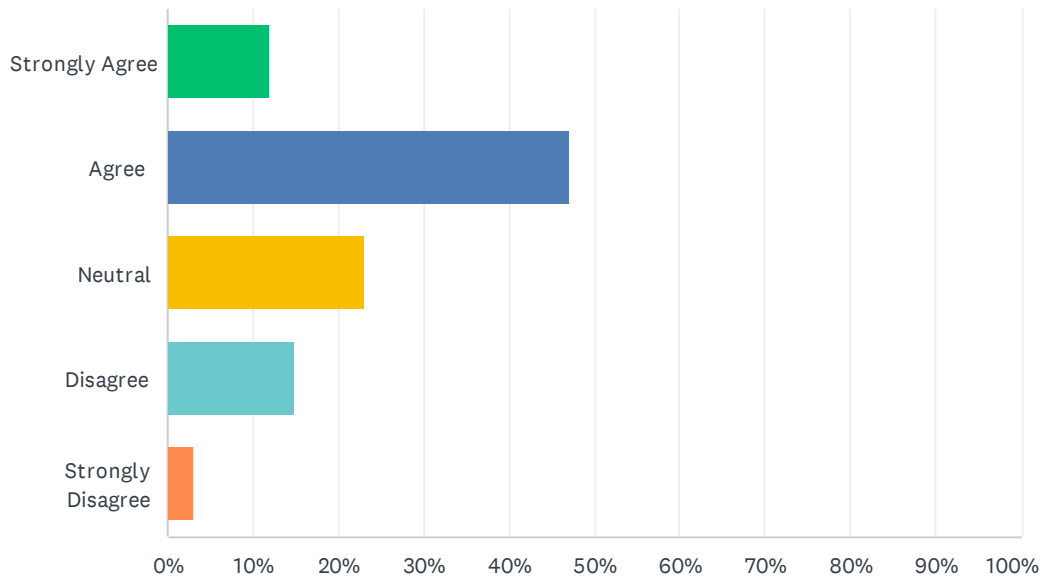


Q1 The island of Hawai'i is a safe place to live.

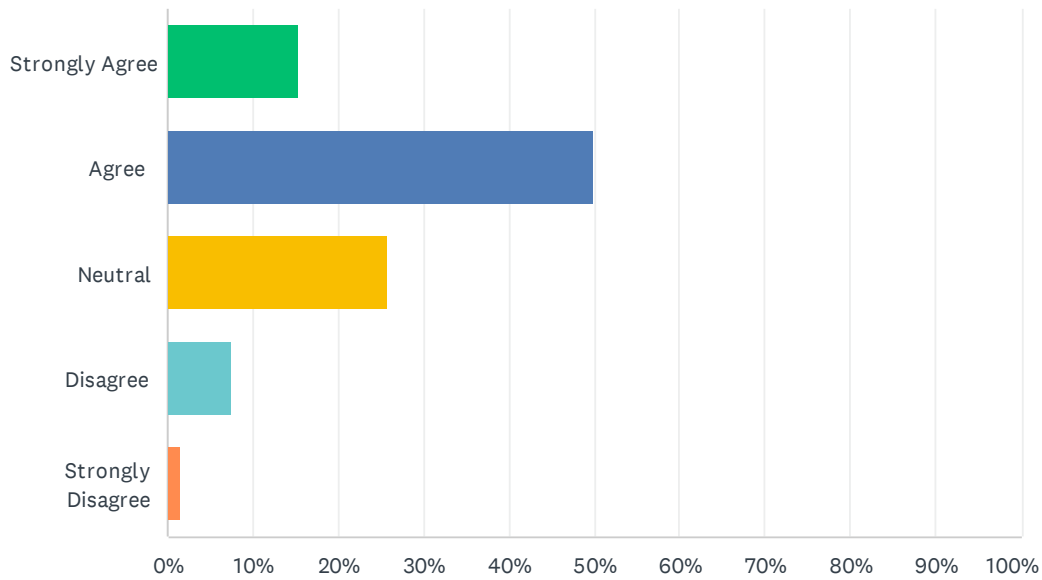
Answered: 1,572 Skipped: 7



ANSWER CHOICES	RESPONSES	
Strongly Agree	11.90%	187
Agree	47.14%	741
Neutral	23.03%	362
Disagree	14.89%	234
Strongly Disagree	3.05%	48
TOTAL		1,572

Q2 The island of Hawai'i is a safe place to work.

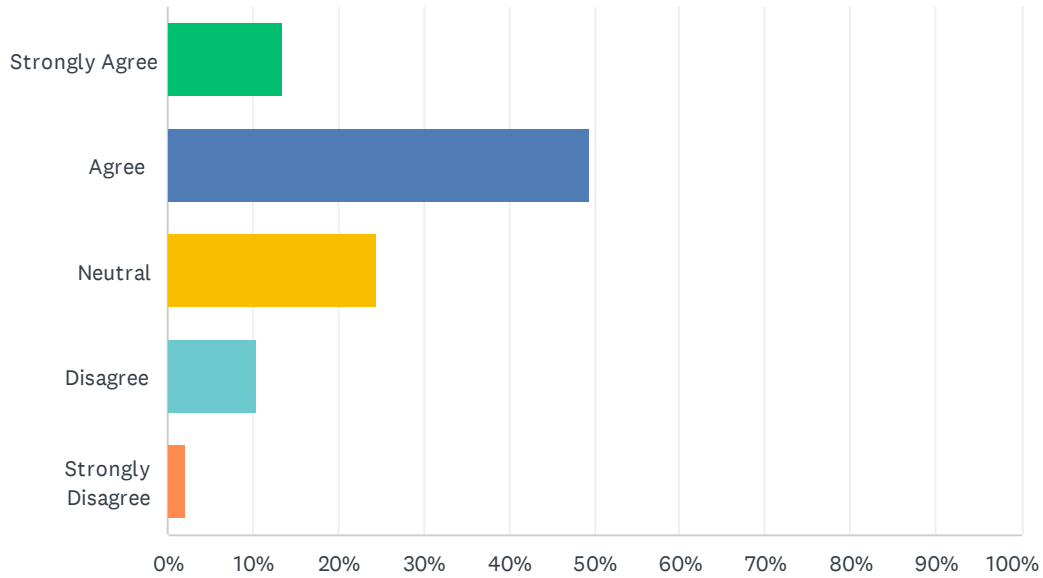
Answered: 1,560 Skipped: 19



ANSWER CHOICES	RESPONSES	
Strongly Agree	15.32%	239
Agree	49.87%	778
Neutral	25.83%	403
Disagree	7.56%	118
Strongly Disagree	1.41%	22
TOTAL		1,560

Q3 The island of Hawai'i is a safe place to visit.

Answered: 1,547 Skipped: 32

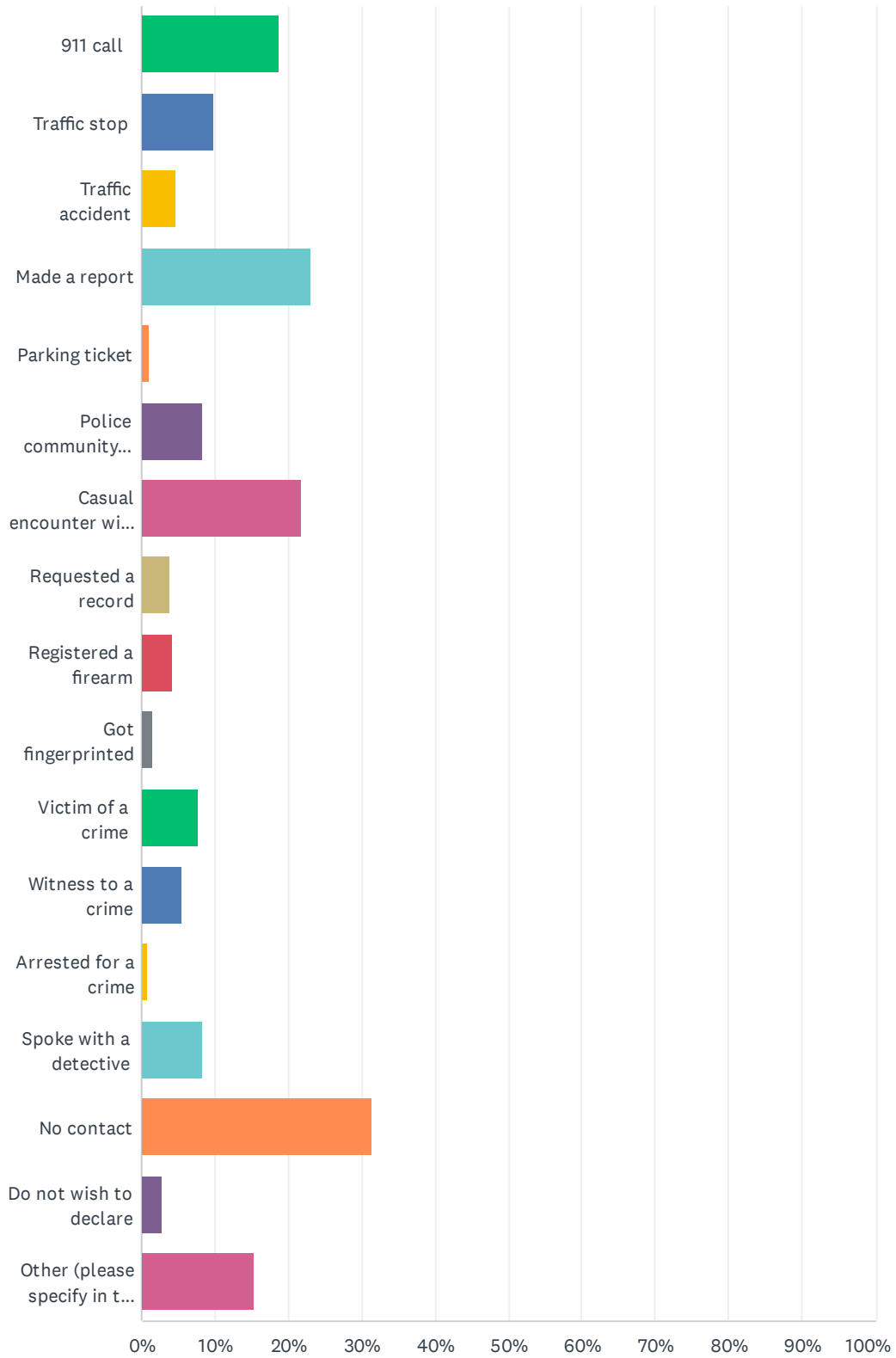


ANSWER CHOICES	RESPONSES	
Strongly Agree	13.38%	207
Agree	49.39%	764
Neutral	24.56%	380
Disagree	10.47%	162
Strongly Disagree	2.20%	34
TOTAL		1,547

Q4 Under what circumstances, if any, did you have contact with the Hawai'i Police Department during the past year? (Please scroll down and check all that apply).

Answered: 1,525 Skipped: 54

Community Satisfaction Survey 2023

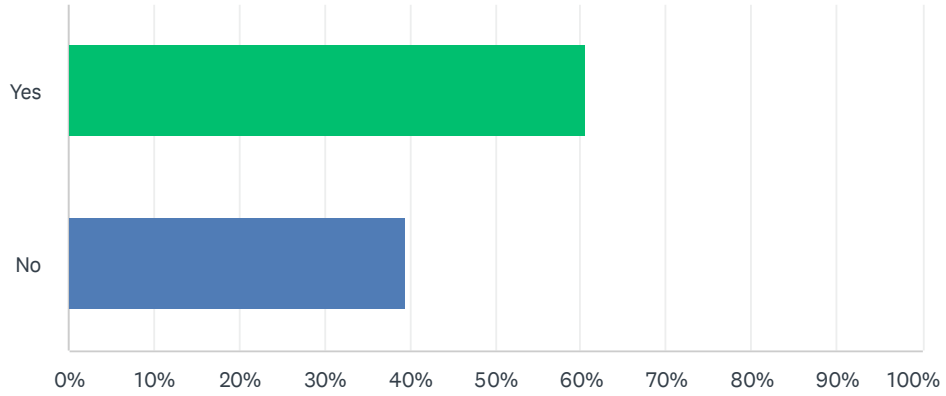


Community Satisfaction Survey 2023

ANSWER CHOICES	RESPONSES	
911 call	18.69%	285
Traffic stop	9.77%	149
Traffic accident	4.79%	73
Made a report	22.95%	350
Parking ticket	1.05%	16
Police community program	8.33%	127
Casual encounter with an officer	21.70%	331
Requested a record	3.80%	58
Registered a firearm	4.33%	66
Got fingerprinted	1.57%	24
Victim of a crime	7.67%	117
Witness to a crime	5.64%	86
Arrested for a crime	0.85%	13
Spoke with a detective	8.26%	126
No contact	31.28%	477
Do not wish to declare	2.69%	41
Other (please specify in the box below)	15.34%	234
Total Respondents: 1,525		

Q5 During the past year, did you have contact with a POLICE OFFICER from the Hawai'i Police Department?

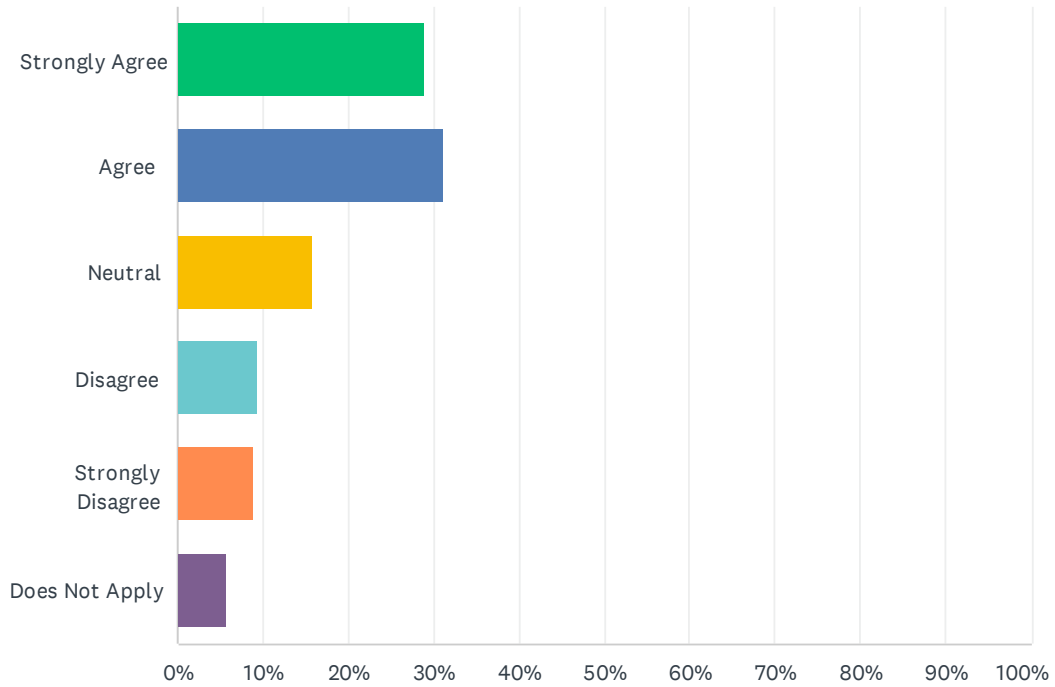
Answered: 1,520 Skipped: 59



ANSWER CHOICES	RESPONSES	
Yes	60.53%	920
No	39.47%	600
TOTAL		1,520

Q6 1. The officer(s) I had contact with expressed interest in helping me.

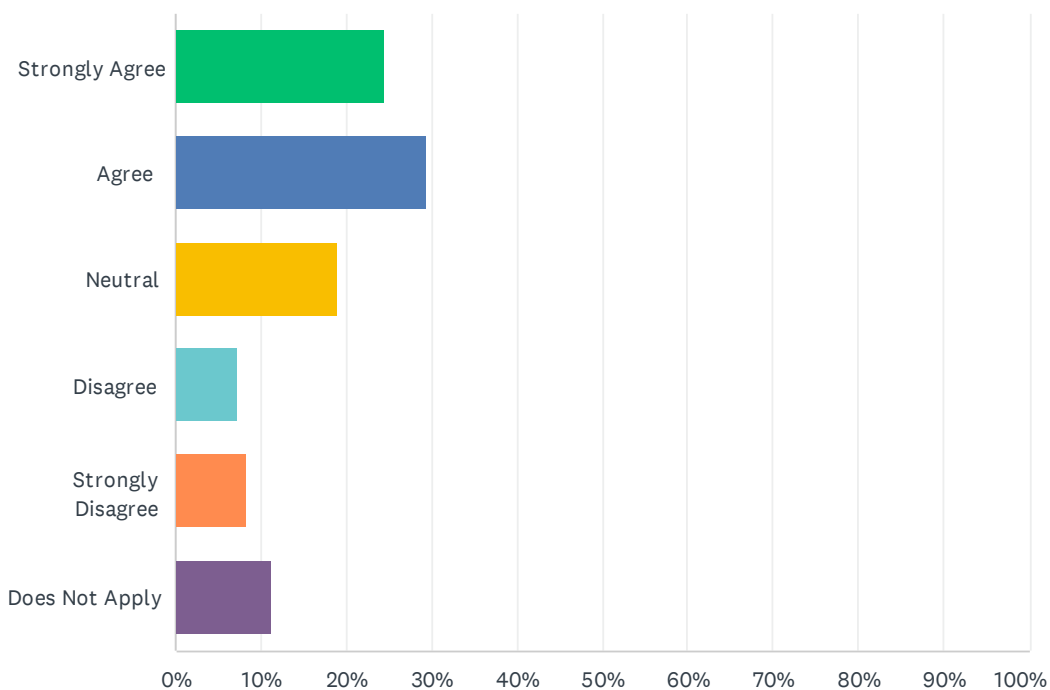
Answered: 932 Skipped: 647



ANSWER CHOICES	RESPONSES	
Strongly Agree	28.97%	270
Agree	31.22%	291
Neutral	15.77%	147
Disagree	9.33%	87
Strongly Disagree	9.01%	84
Does Not Apply	5.69%	53
TOTAL		932

Q7 2. The officer(s) I had contact with showed concern for my safety.

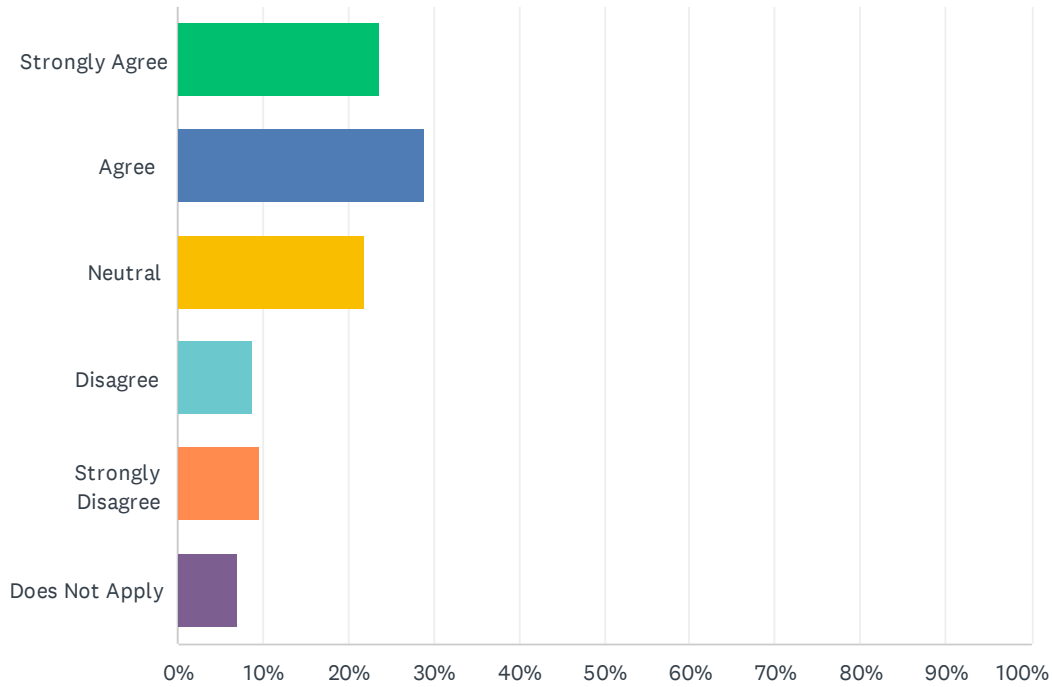
Answered: 923 Skipped: 656



ANSWER CHOICES	RESPONSES	
Strongly Agree	24.59%	227
Agree	29.47%	272
Neutral	19.07%	176
Disagree	7.26%	67
Strongly Disagree	8.34%	77
Does Not Apply	11.27%	104
TOTAL		923

Q8 3. The officer(s) I had contact with showed compassion.

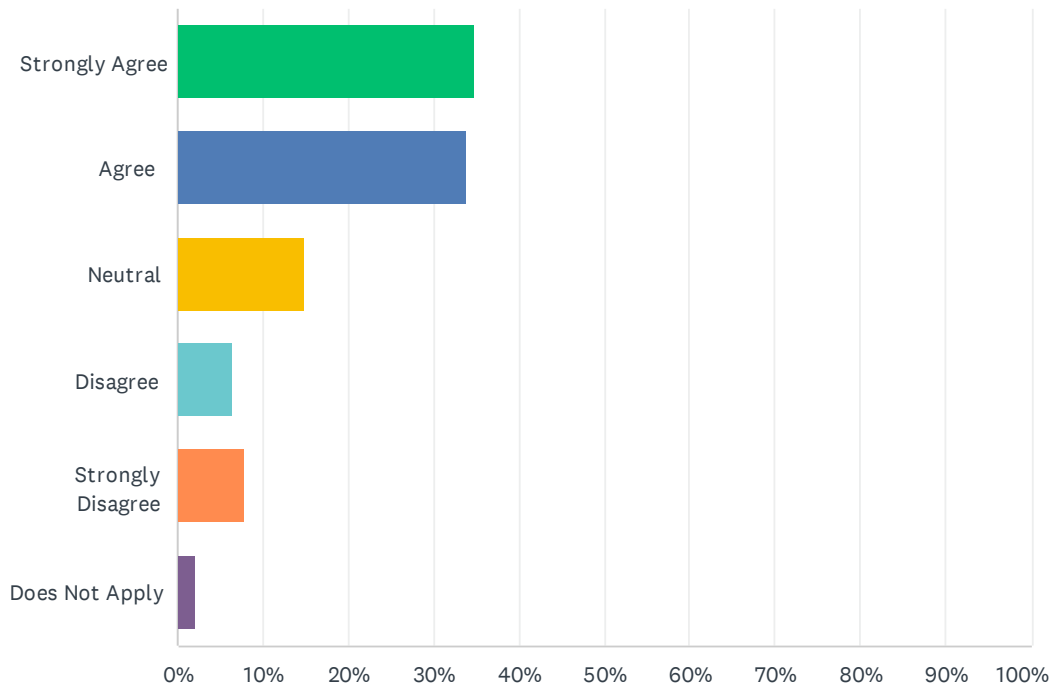
Answered: 922 Skipped: 657



ANSWER CHOICES	RESPONSES	
Strongly Agree	23.64%	218
Agree	29.07%	268
Neutral	21.91%	202
Disagree	8.79%	81
Strongly Disagree	9.65%	89
Does Not Apply	6.94%	64
TOTAL		922

Q9 4. The officer(s) I had contact with demonstrated professionalism.

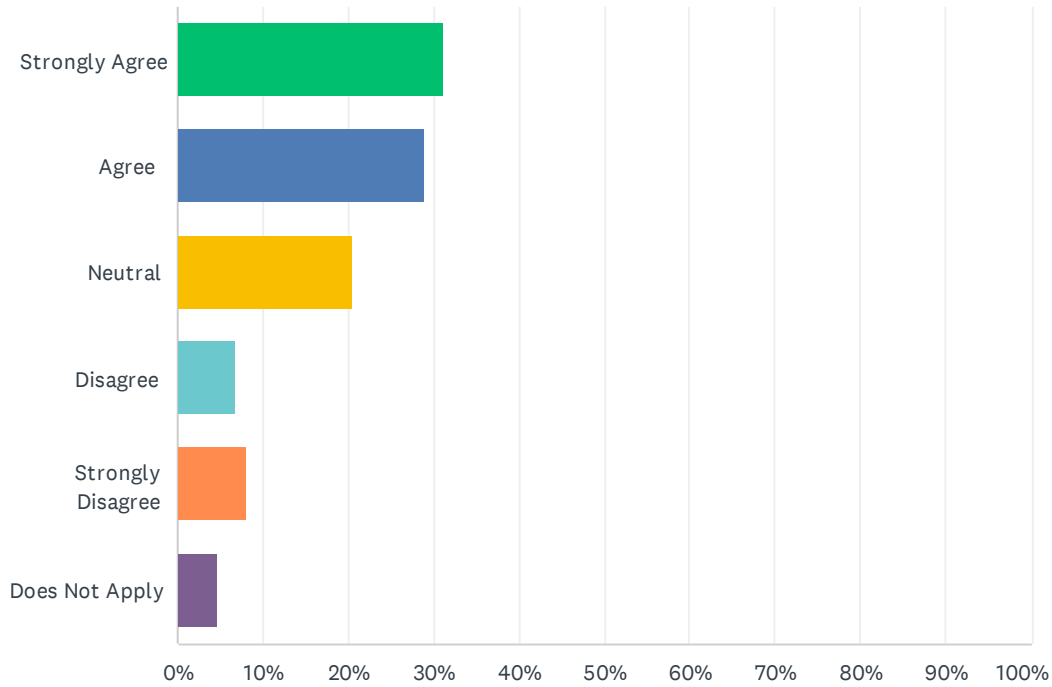
Answered: 921 Skipped: 658



ANSWER CHOICES	RESPONSES	
Strongly Agree	34.74%	320
Agree	33.88%	312
Neutral	14.98%	138
Disagree	6.41%	59
Strongly Disagree	7.82%	72
Does Not Apply	2.17%	20
TOTAL		921

Q10 5. The officer(s) I had contact with demonstrated integrity.

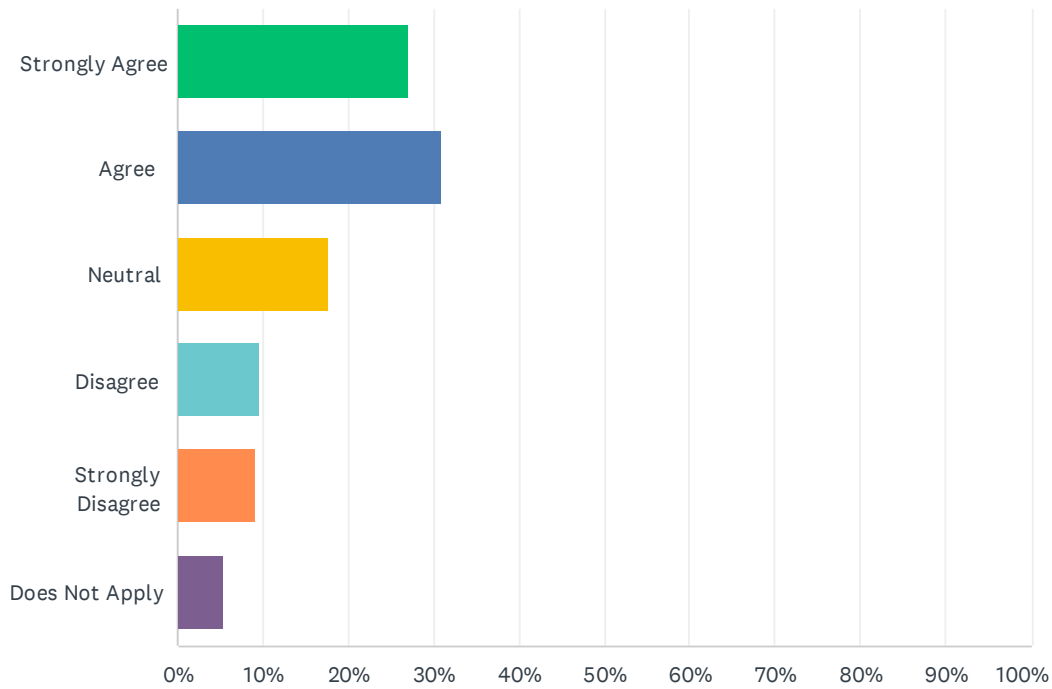
Answered: 915 Skipped: 664



ANSWER CHOICES	RESPONSES	
Strongly Agree	31.04%	284
Agree	28.96%	265
Neutral	20.55%	188
Disagree	6.78%	62
Strongly Disagree	8.09%	74
Does Not Apply	4.59%	42
TOTAL		915

Q11 6. The officer(s) I had contact with paid attention to details.

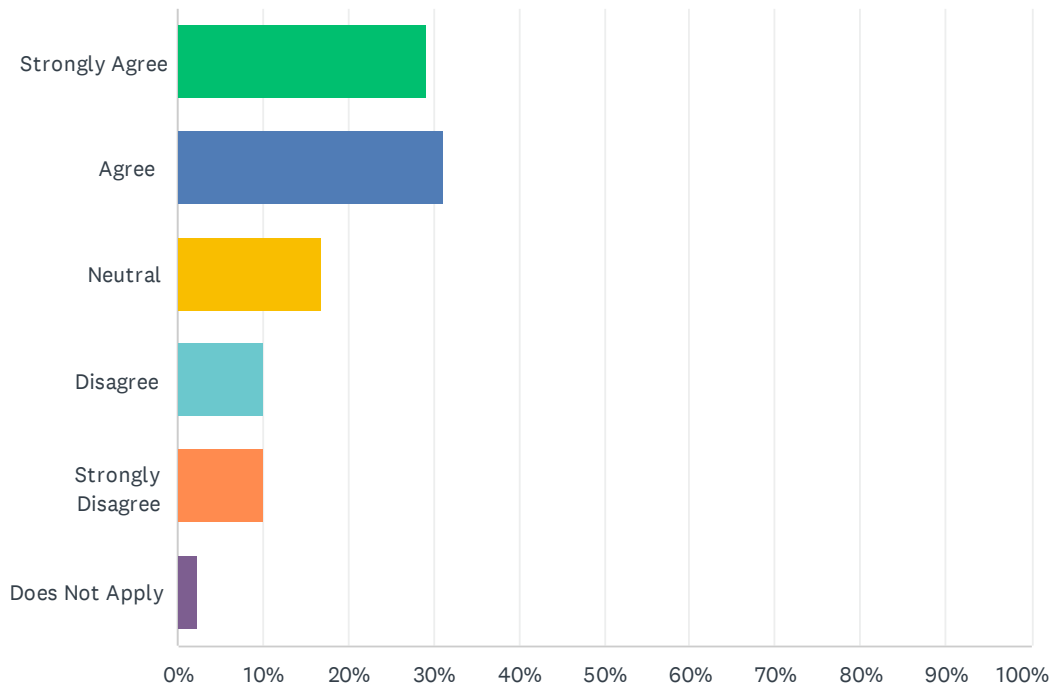
Answered: 909 Skipped: 670



ANSWER CHOICES	RESPONSES	
Strongly Agree	27.17%	247
Agree	31.02%	282
Neutral	17.71%	161
Disagree	9.68%	88
Strongly Disagree	9.13%	83
Does Not Apply	5.28%	48
TOTAL		909

Q12 7. The officer(s) I had contact with made me feel comfortable.

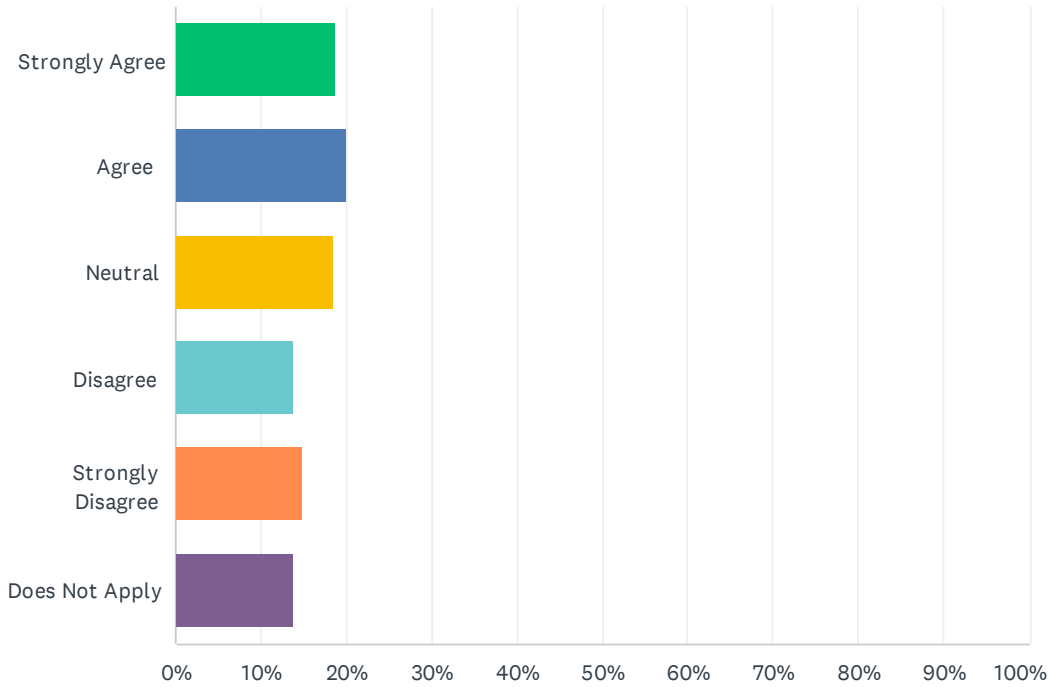
Answered: 903 Skipped: 676



ANSWER CHOICES	RESPONSES	
Strongly Agree	29.24%	264
Agree	31.23%	282
Neutral	16.94%	153
Disagree	10.08%	91
Strongly Disagree	10.08%	91
Does Not Apply	2.44%	22
TOTAL		903

Q13 8. The officer(s) I had contact with helped resolve my situation.

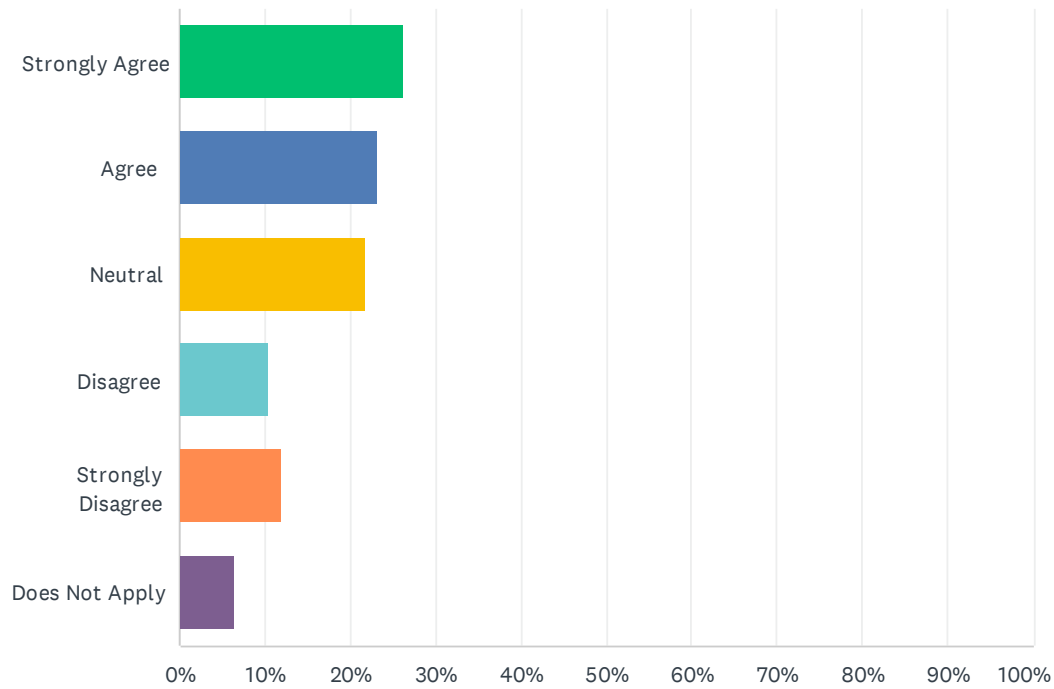
Answered: 901 Skipped: 678



ANSWER CHOICES	RESPONSES	
Strongly Agree	18.87%	170
Agree	20.09%	181
Neutral	18.53%	167
Disagree	13.76%	124
Strongly Disagree	14.87%	134
Does Not Apply	13.87%	125
TOTAL		901

Q14 9. The officer(s) I had contact with did an excellent job.

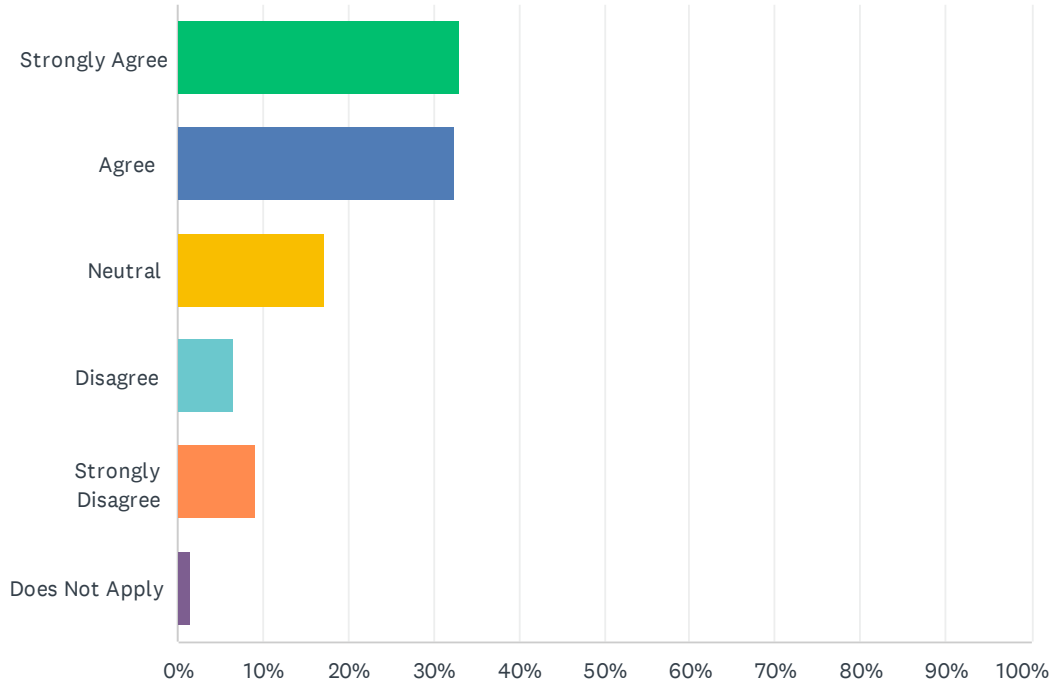
Answered: 898 Skipped: 681



ANSWER CHOICES	RESPONSES	
Strongly Agree	26.28%	236
Agree	23.16%	208
Neutral	21.83%	196
Disagree	10.36%	93
Strongly Disagree	12.03%	108
Does Not Apply	6.35%	57
TOTAL		898

Q15 10. The officer(s) I had contact with treated me with aloha and respect.

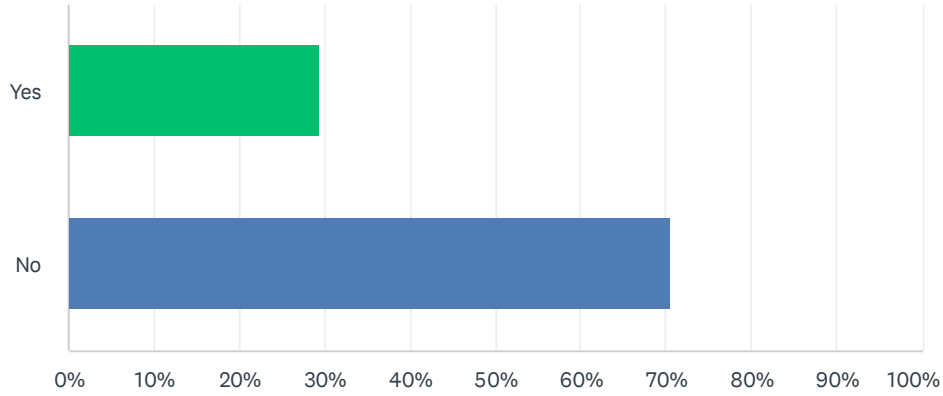
Answered: 893 Skipped: 686



ANSWER CHOICES	RESPONSES	
Strongly Agree	33.15%	296
Agree	32.36%	289
Neutral	17.36%	155
Disagree	6.61%	59
Strongly Disagree	9.07%	81
Does Not Apply	1.46%	13
TOTAL		893

Q16 Over the past year, did you have contact with a CIVILIAN EMPLOYEE of the Hawai'i Police Department?

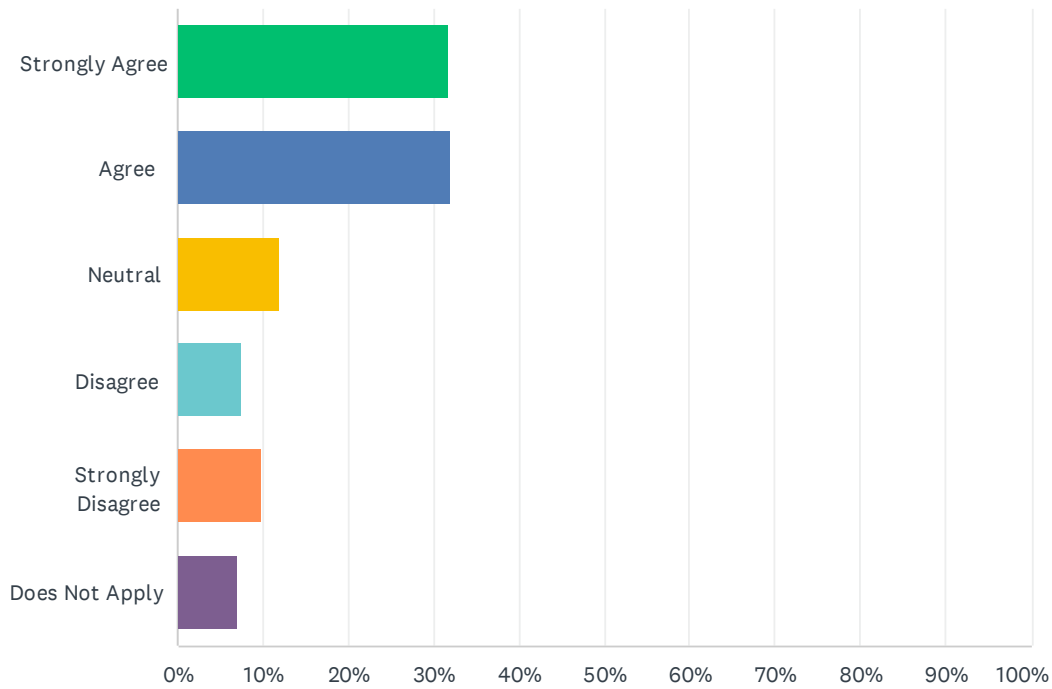
Answered: 1,479 Skipped: 100



ANSWER CHOICES	RESPONSES	
Yes	29.34%	434
No	70.66%	1,045
TOTAL		1,479

Q17 1. The civilian(s) I had contact with expressed interest in helping me.

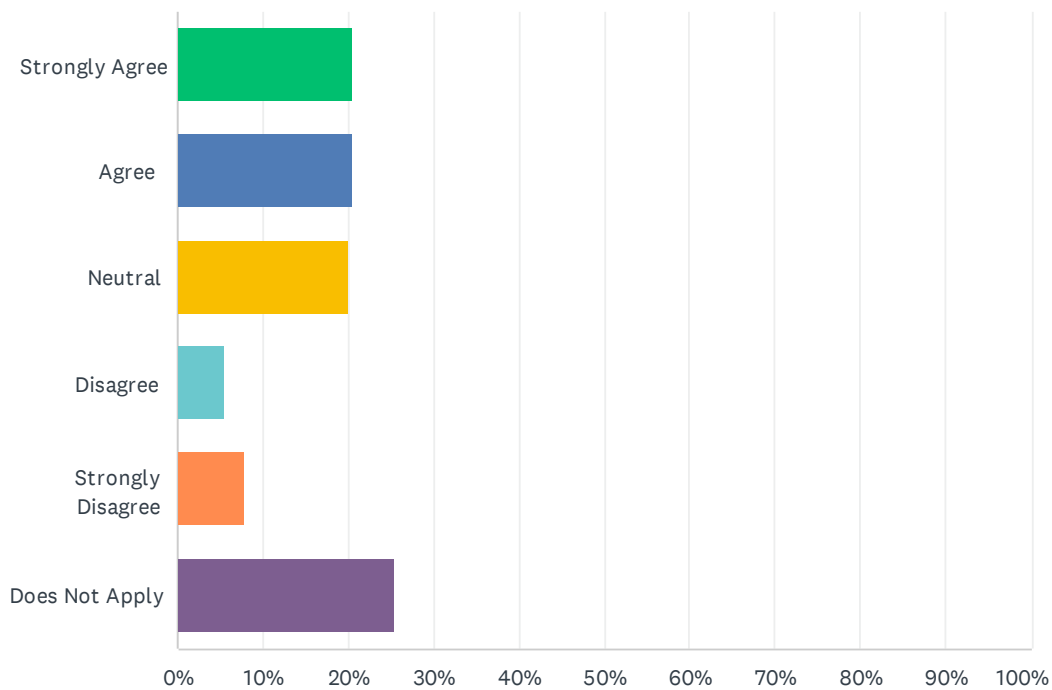
Answered: 446 Skipped: 1,133



ANSWER CHOICES	RESPONSES	
Strongly Agree	31.84%	142
Agree	32.06%	143
Neutral	11.88%	53
Disagree	7.40%	33
Strongly Disagree	9.87%	44
Does Not Apply	6.95%	31
TOTAL		446

Q18 2. The civilian(s) I had contact with showed concern for my safety.

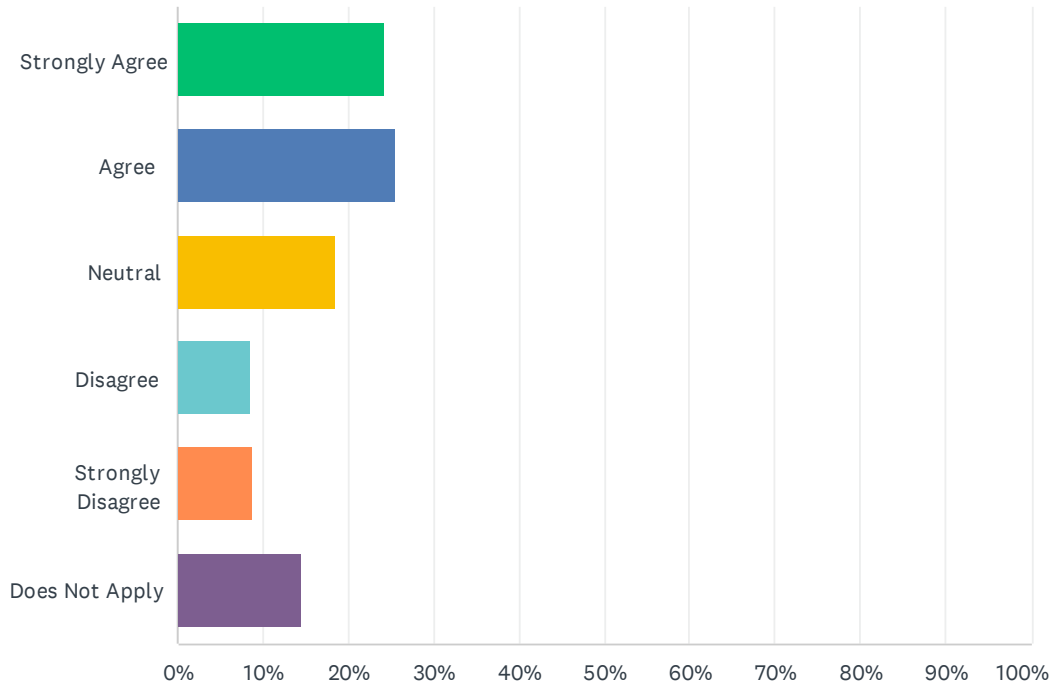
Answered: 444 Skipped: 1,135



ANSWER CHOICES	RESPONSES	
Strongly Agree	20.50%	91
Agree	20.50%	91
Neutral	20.05%	89
Disagree	5.63%	25
Strongly Disagree	7.88%	35
Does Not Apply	25.45%	113
TOTAL		444

Q19 3. The civilian(s) I had contact with showed compassion.

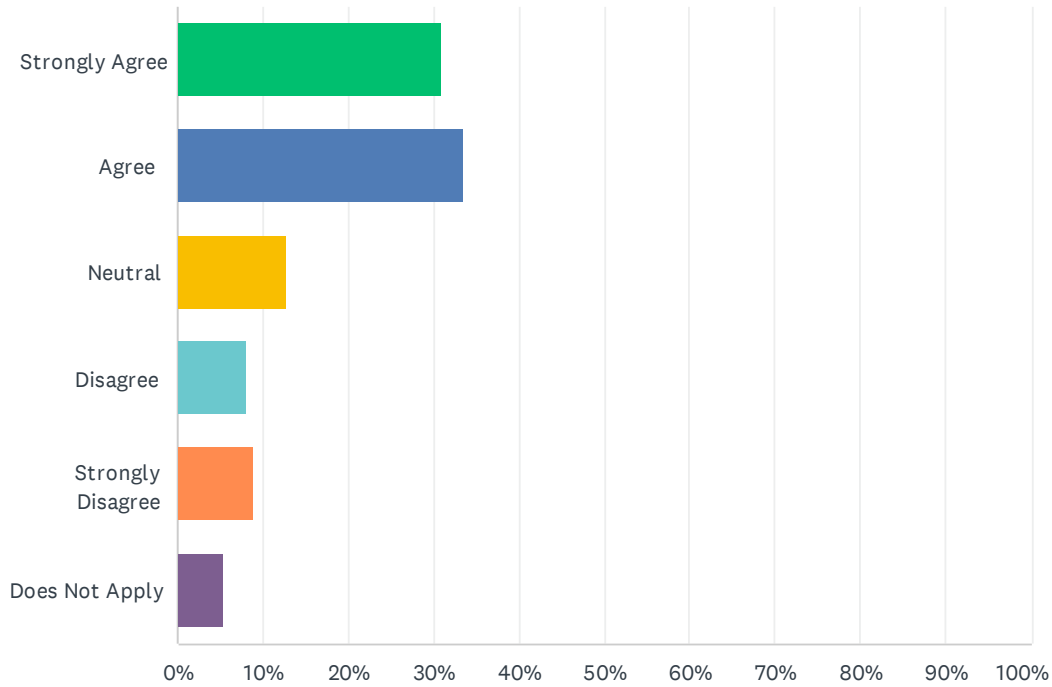
Answered: 439 Skipped: 1,140



ANSWER CHOICES	RESPONSES	
Strongly Agree	24.37%	107
Agree	25.51%	112
Neutral	18.45%	81
Disagree	8.43%	37
Strongly Disagree	8.66%	38
Does Not Apply	14.58%	64
TOTAL		439

Q20 4. The civilian(s) I had contact with demonstrated professionalism.

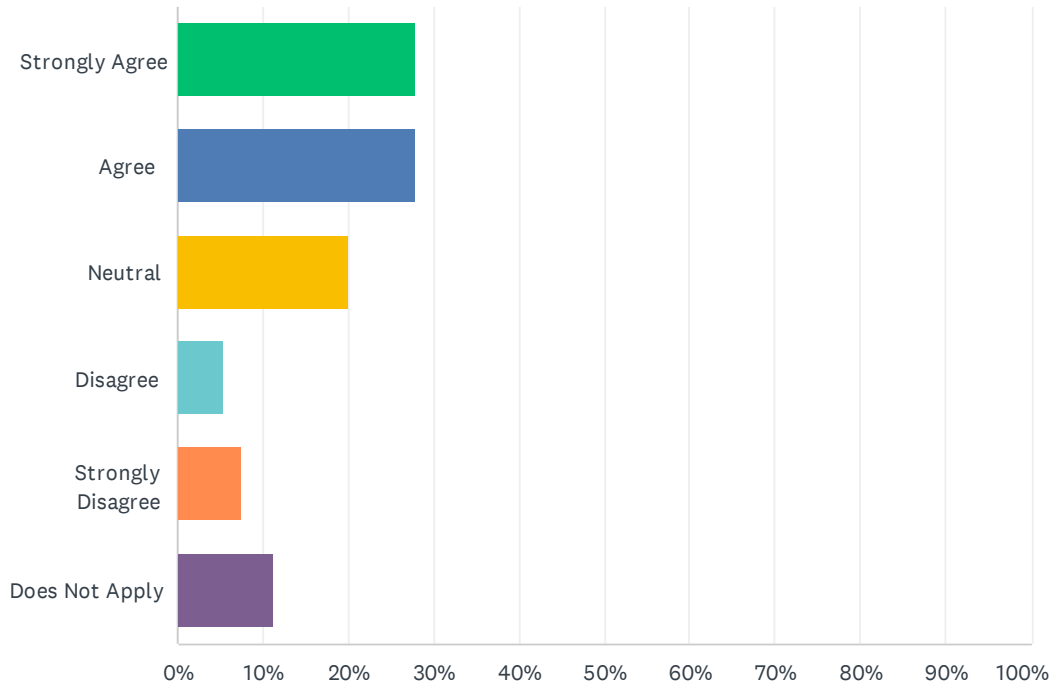
Answered: 442 Skipped: 1,137



ANSWER CHOICES	RESPONSES	
Strongly Agree	31.00%	137
Agree	33.48%	148
Neutral	12.90%	57
Disagree	8.14%	36
Strongly Disagree	9.05%	40
Does Not Apply	5.43%	24
TOTAL		442

Q21 5. The civilian(s) I had contact with demonstrated integrity.

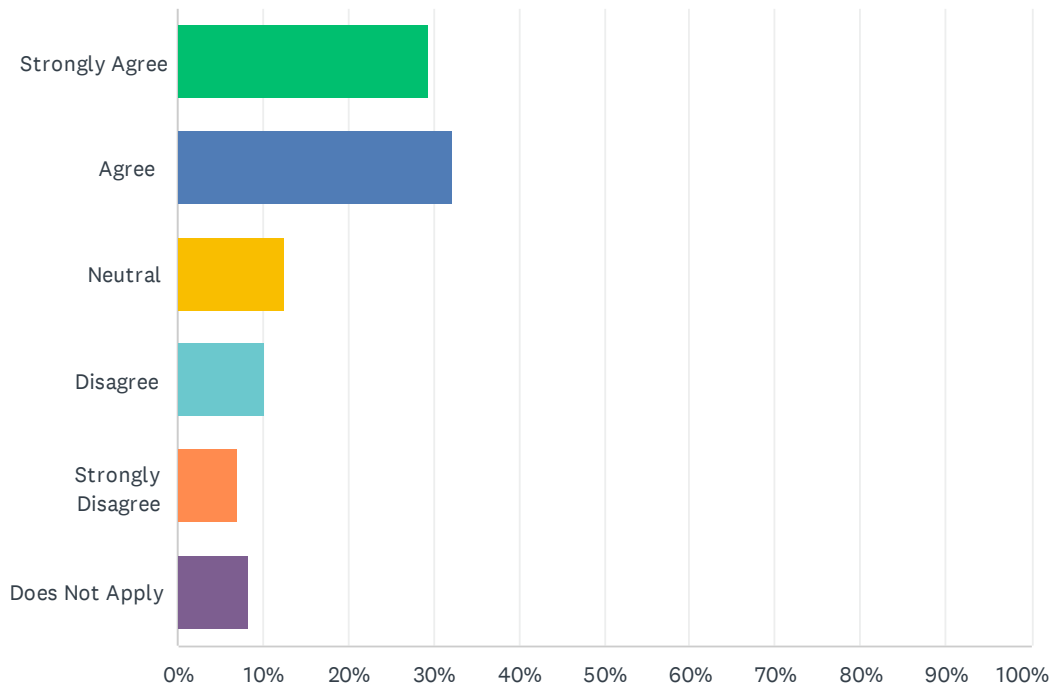
Answered: 440 Skipped: 1,139



ANSWER CHOICES	RESPONSES	
Strongly Agree	27.95%	123
Agree	27.95%	123
Neutral	20.00%	88
Disagree	5.23%	23
Strongly Disagree	7.50%	33
Does Not Apply	11.36%	50
TOTAL		440

Q22 6. The civilian(s) I had contact with paid attention to details.

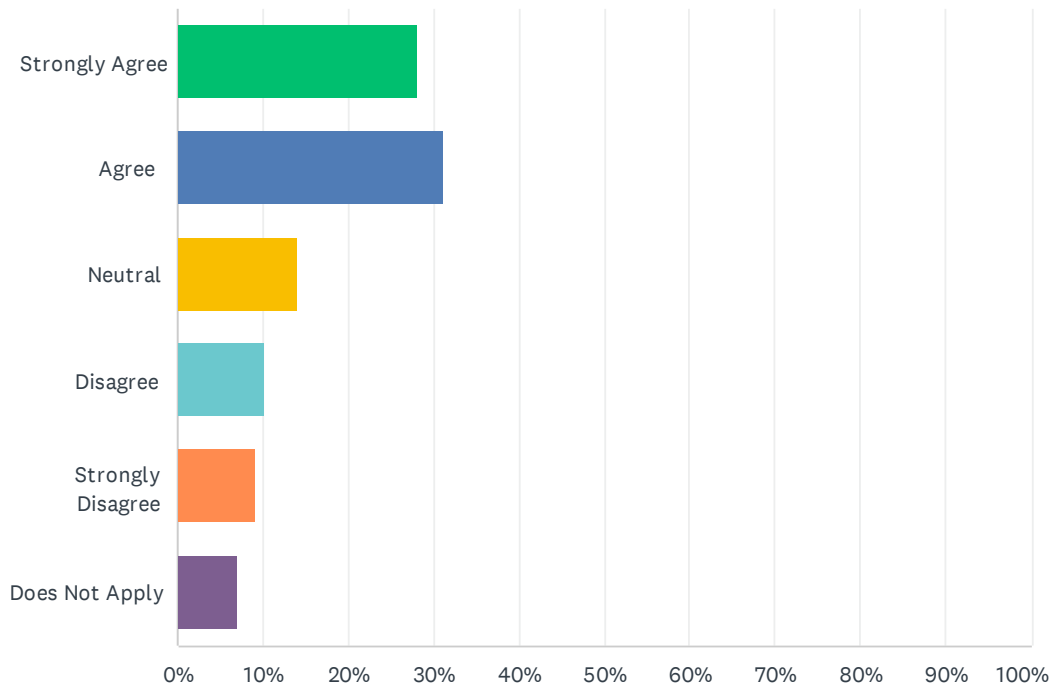
Answered: 437 Skipped: 1,142



ANSWER CHOICES	RESPONSES	
Strongly Agree	29.52%	129
Agree	32.27%	141
Neutral	12.59%	55
Disagree	10.30%	45
Strongly Disagree	7.09%	31
Does Not Apply	8.24%	36
TOTAL		437

Q23 7. The civilian(s) I had contact with made me feel comfortable.

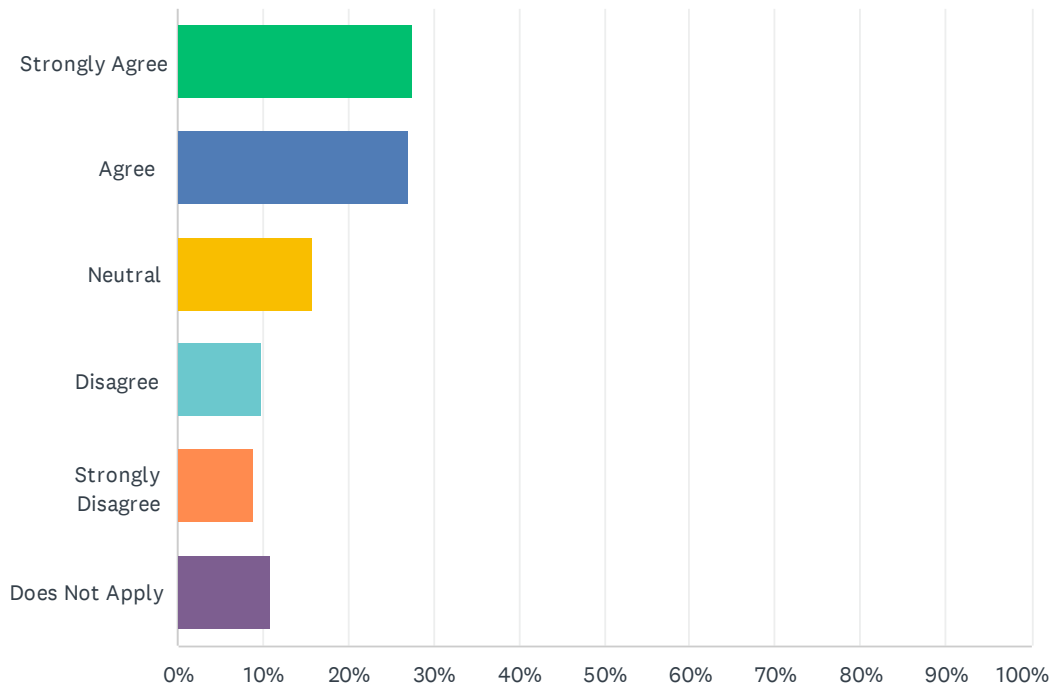
Answered: 439 Skipped: 1,140



ANSWER CHOICES	RESPONSES	
Strongly Agree	28.25%	124
Agree	31.21%	137
Neutral	14.12%	62
Disagree	10.25%	45
Strongly Disagree	9.11%	40
Does Not Apply	7.06%	31
TOTAL		439

Q24 8. The civilian(s) I had contact with helped resolve my situation.

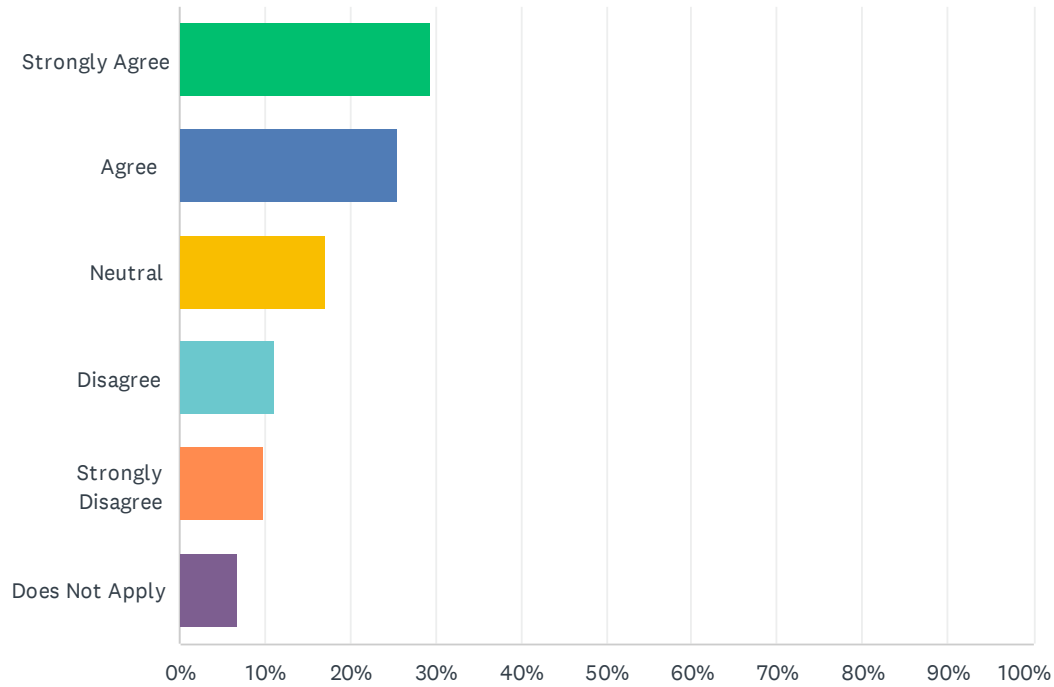
Answered: 439 Skipped: 1,140



ANSWER CHOICES	RESPONSES	
Strongly Agree	27.56%	121
Agree	27.11%	119
Neutral	15.72%	69
Disagree	9.79%	43
Strongly Disagree	8.88%	39
Does Not Apply	10.93%	48
TOTAL		439

Q25 9. The civilian(s) I had contact with did an excellent job.

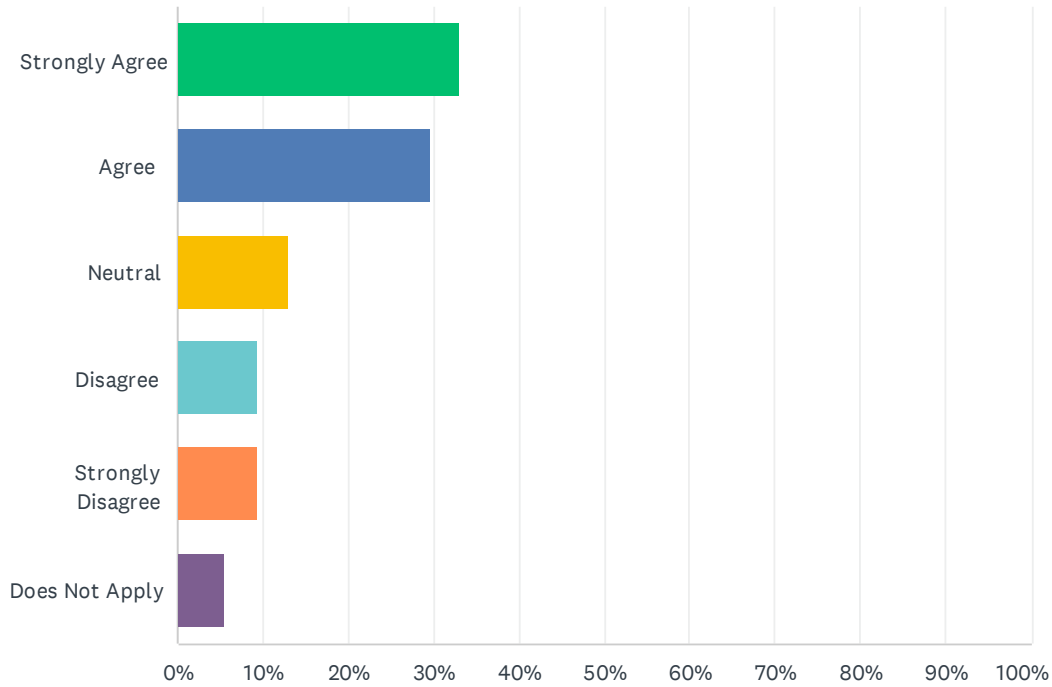
Answered: 437 Skipped: 1,142



ANSWER CHOICES	RESPONSES	
Strongly Agree	29.52%	129
Agree	25.63%	112
Neutral	17.16%	75
Disagree	10.98%	48
Strongly Disagree	9.84%	43
Does Not Apply	6.86%	30
TOTAL		437

Q26 10. The civilian(s) I had contact with treated me with aloha and respect.

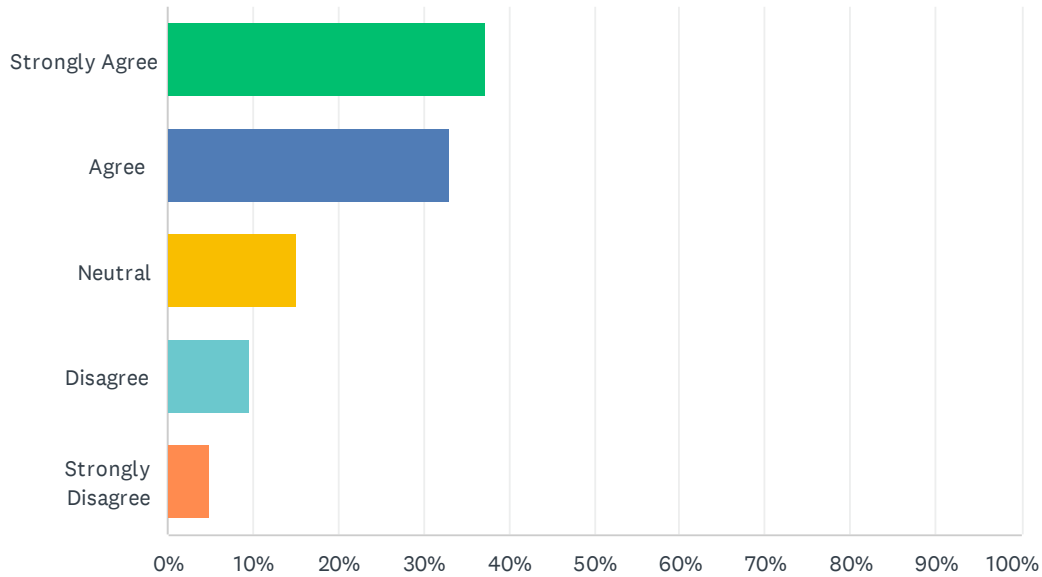
Answered: 436 Skipped: 1,143



ANSWER CHOICES	RESPONSES	
Strongly Agree	33.03%	144
Agree	29.59%	129
Neutral	13.07%	57
Disagree	9.40%	41
Strongly Disagree	9.40%	41
Does Not Apply	5.50%	24
TOTAL		436

Q27 1. If I need assistance, I am comfortable calling the Hawai'i Police Department

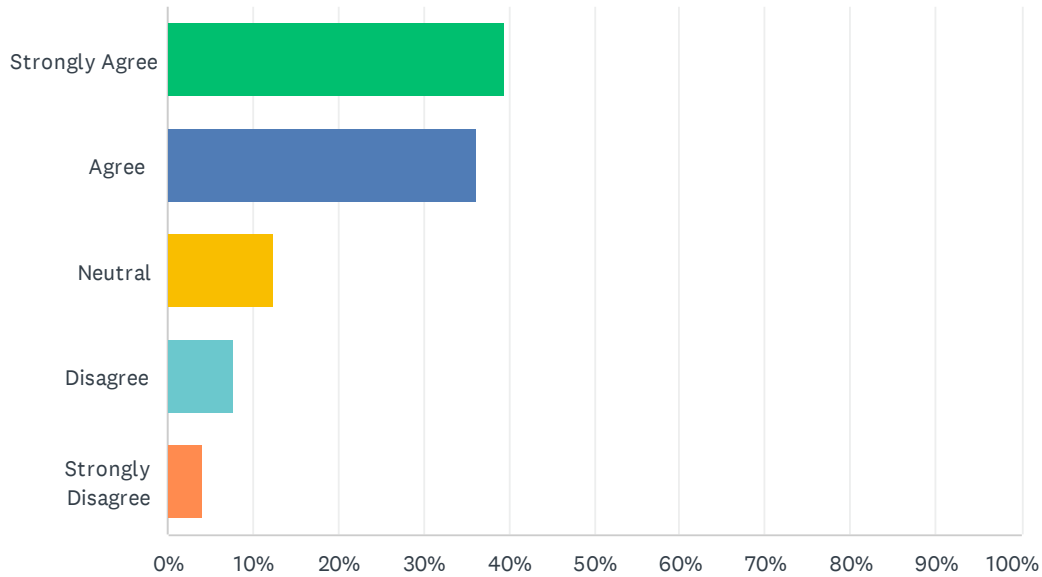
Answered: 1,474 Skipped: 105



ANSWER CHOICES	RESPONSES	
Strongly Agree	37.31%	550
Agree	33.04%	487
Neutral	15.06%	222
Disagree	9.70%	143
Strongly Disagree	4.88%	72
TOTAL		1,474

Q28 2. I am comfortable contacting the Hawai'i Police Department to report a crime.

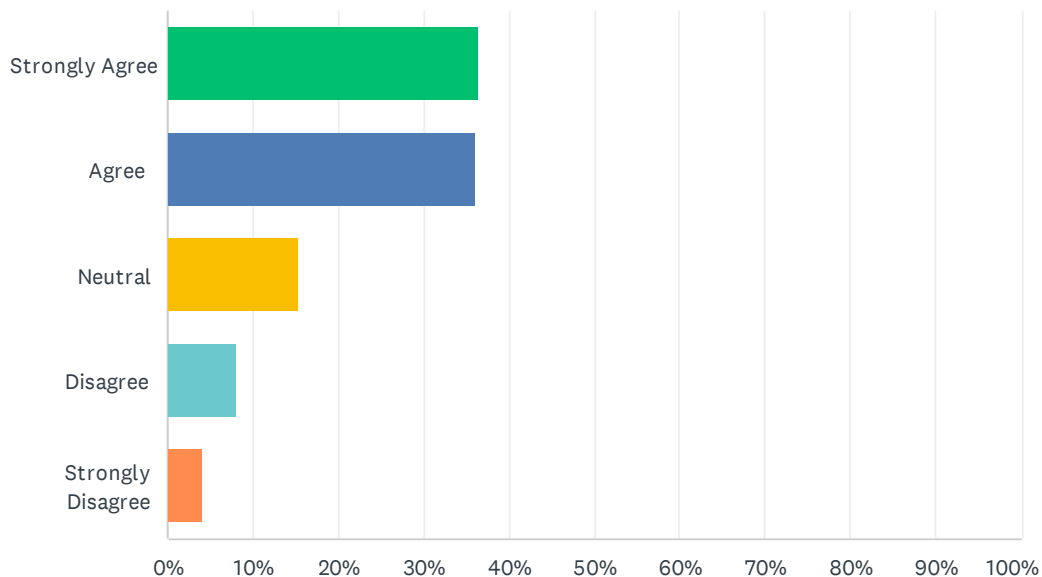
Answered: 1,470 Skipped: 109



ANSWER CHOICES	RESPONSES	
Strongly Agree	39.46%	580
Agree	36.26%	533
Neutral	12.45%	183
Disagree	7.76%	114
Strongly Disagree	4.08%	60
TOTAL		1,470

Q29 3. I am comfortable contacting the Hawai'i Police Department to share information about a crime.

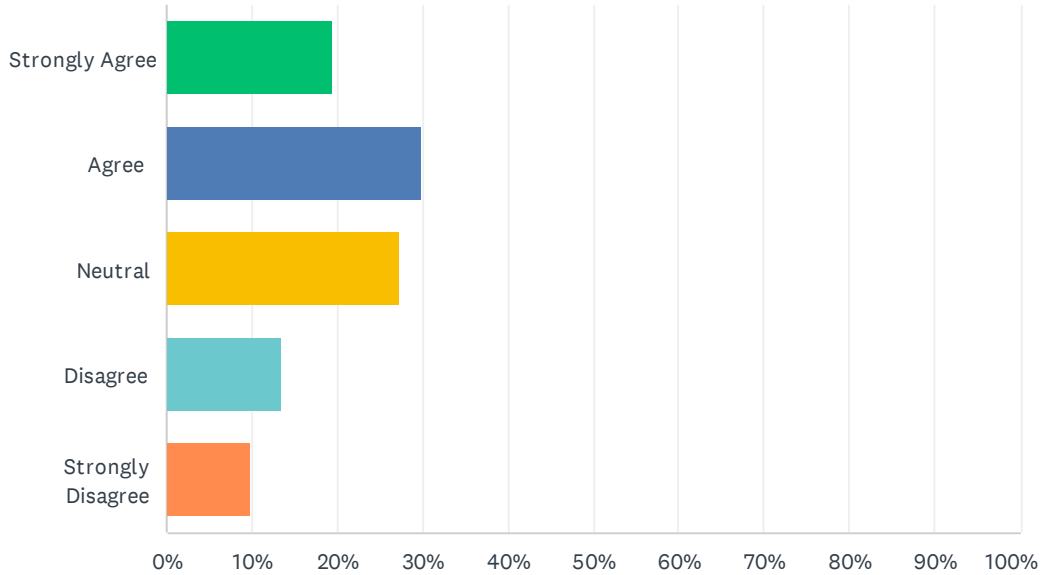
Answered: 1,466 Skipped: 113



ANSWER CHOICES	RESPONSES
Strongly Agree	36.56% 536
Agree	35.95% 527
Neutral	15.42% 226
Disagree	8.05% 118
Strongly Disagree	4.02% 59
TOTAL	1,466

Q30 4. I am confident in the ability of the Hawai'i Police Department to serve my needs.

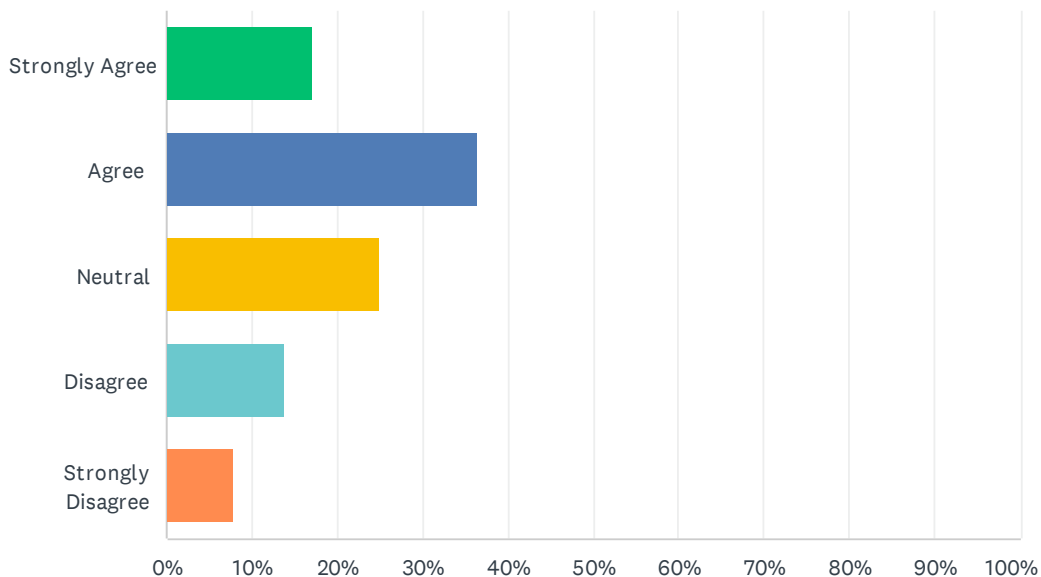
Answered: 1,466 Skipped: 113



ANSWER CHOICES	RESPONSES	
Strongly Agree	19.51%	286
Agree	29.81%	437
Neutral	27.29%	400
Disagree	13.51%	198
Strongly Disagree	9.89%	145
TOTAL		1,466

Q31 5. I believe the Hawai'i Police Department does a good job in keeping the island of Hawai'i safe.

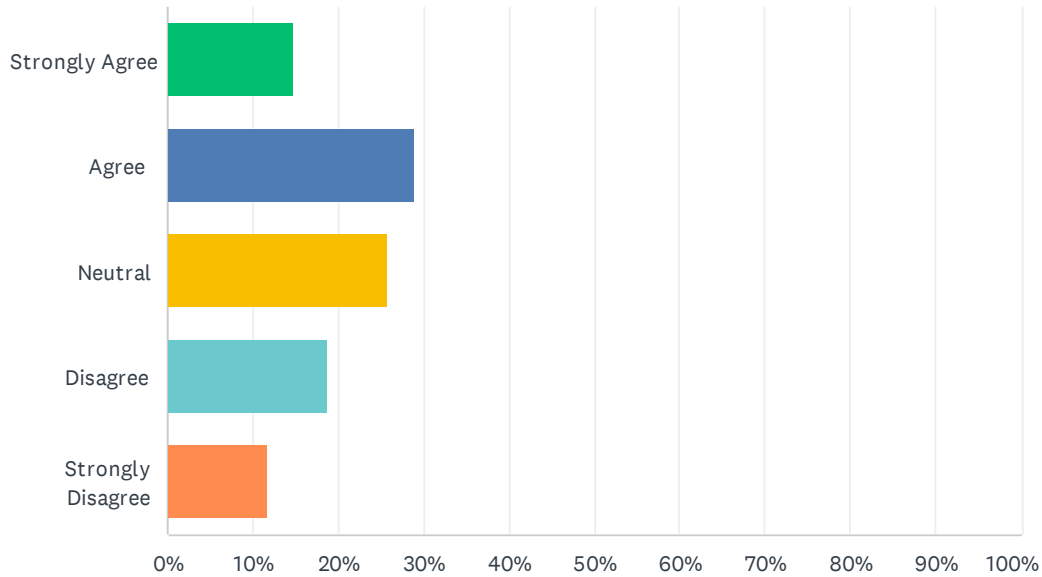
Answered: 1,472 Skipped: 107



ANSWER CHOICES	RESPONSES	
Strongly Agree	16.98%	250
Agree	36.55%	538
Neutral	24.86%	366
Disagree	13.79%	203
Strongly Disagree	7.81%	115
TOTAL		1,472

Q32 6. I am satisfied in the way the Hawai'i Police Department responds to crime in my community.

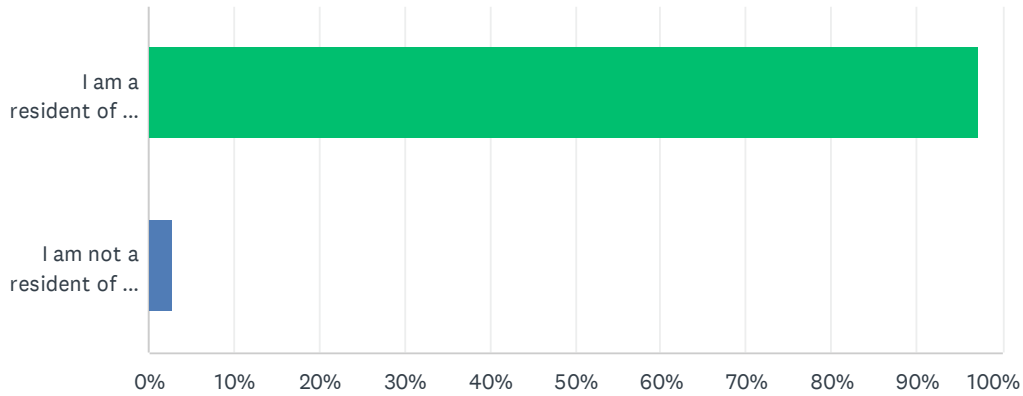
Answered: 1,462 Skipped: 117



ANSWER CHOICES	RESPONSES	
Strongly Agree	14.64%	214
Agree	28.93%	423
Neutral	25.85%	378
Disagree	18.81%	275
Strongly Disagree	11.76%	172
TOTAL		1,462

Q33 Please provide information about your residency status by checking the appropriate box below.

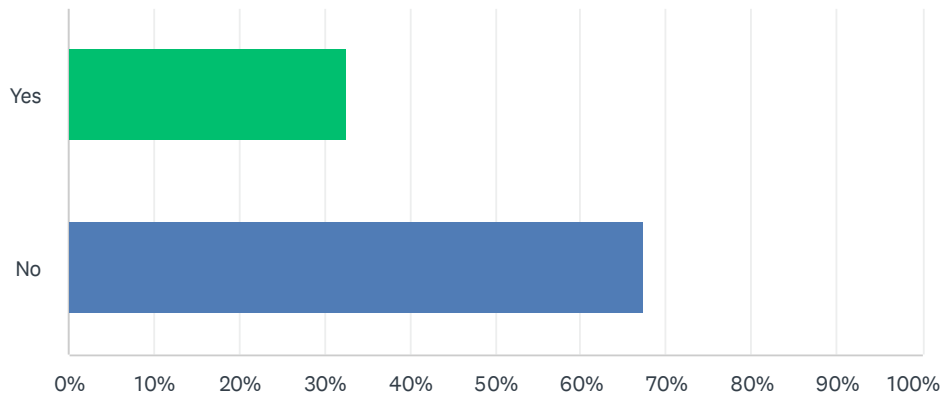
Answered: 1,463 Skipped: 116



ANSWER CHOICES	RESPONSES	
I am a resident of the island of Hawai'i.	97.27%	1,423
I am not a resident of the island of Hawai'i.	2.73%	40
TOTAL		1,463

Q34 Have you been a resident of the island of Hawai'i all your life?

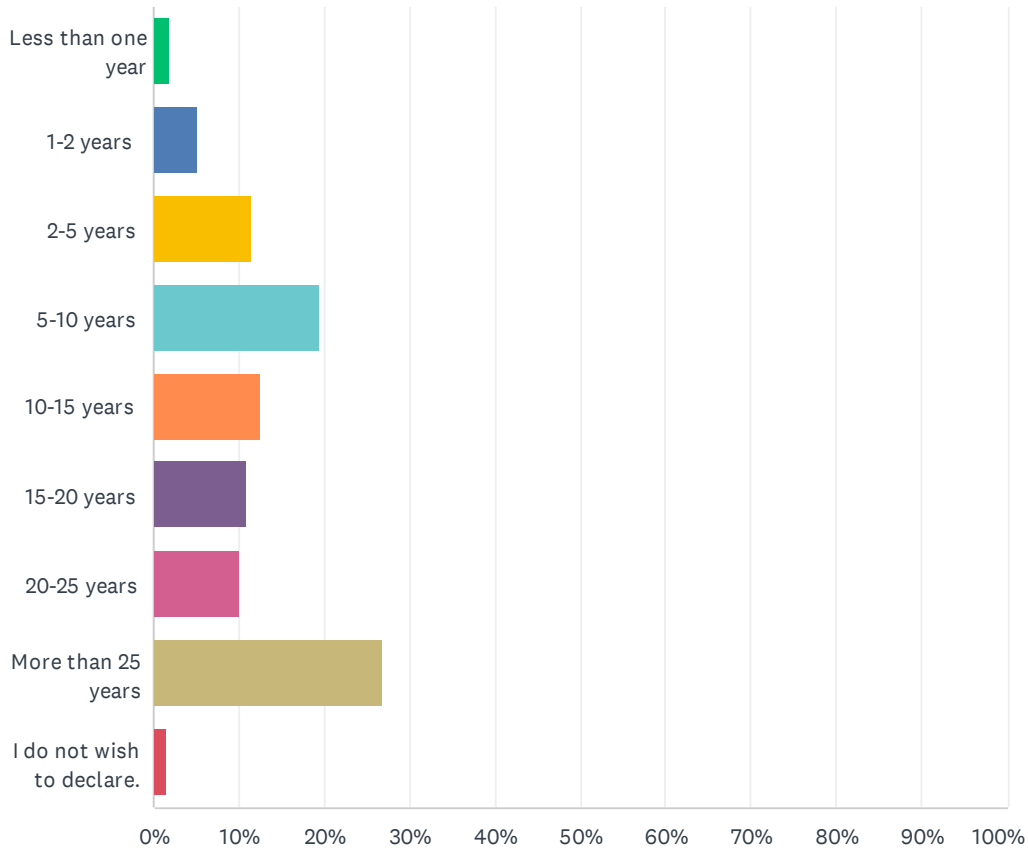
Answered: 1,419 Skipped: 160



ANSWER CHOICES	RESPONSES	
Yes	32.63%	463
No	67.37%	956
TOTAL		1,419

Q35 How long have you been a resident of the island of Hawai'i?

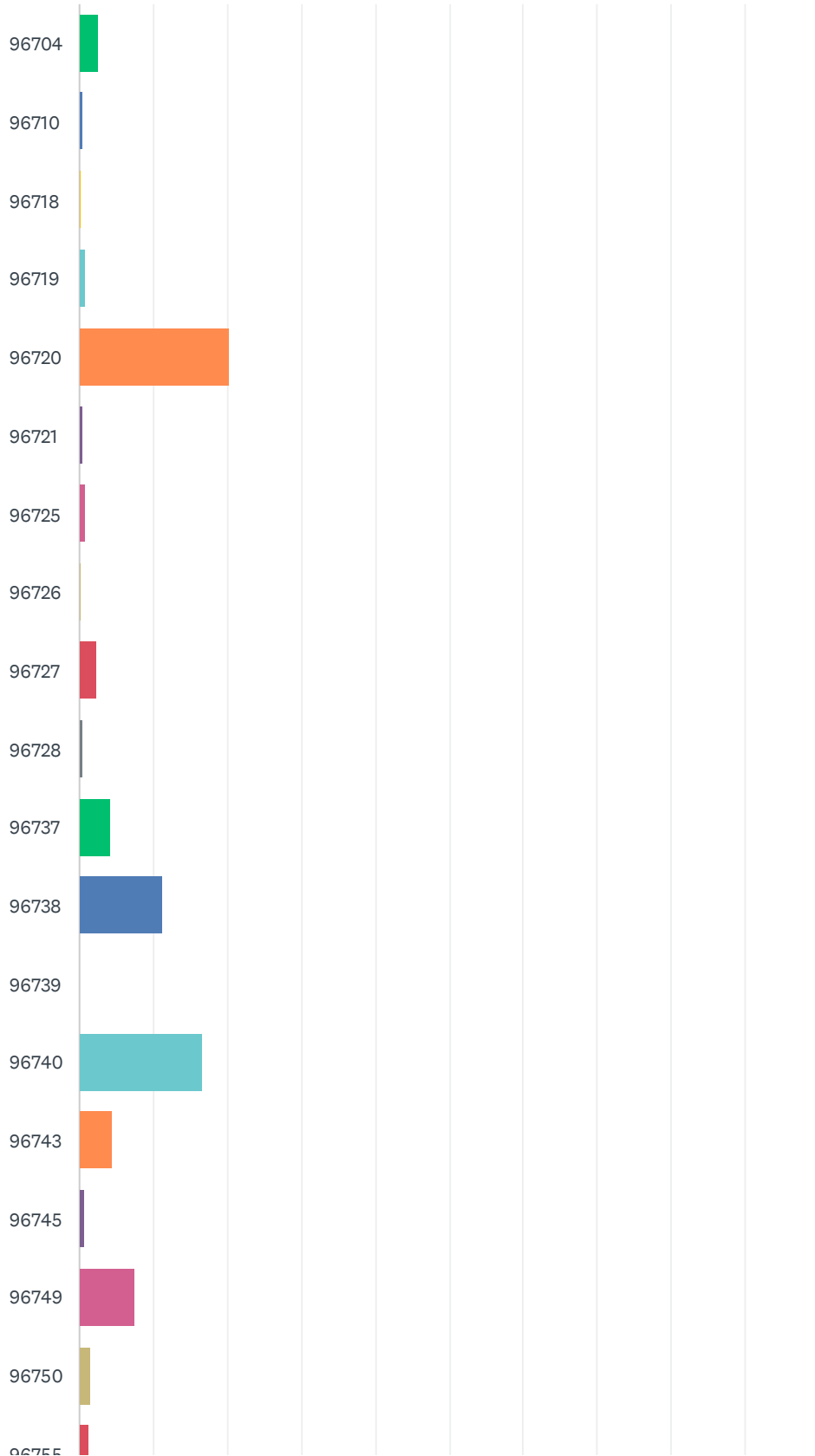
Answered: 962 Skipped: 617



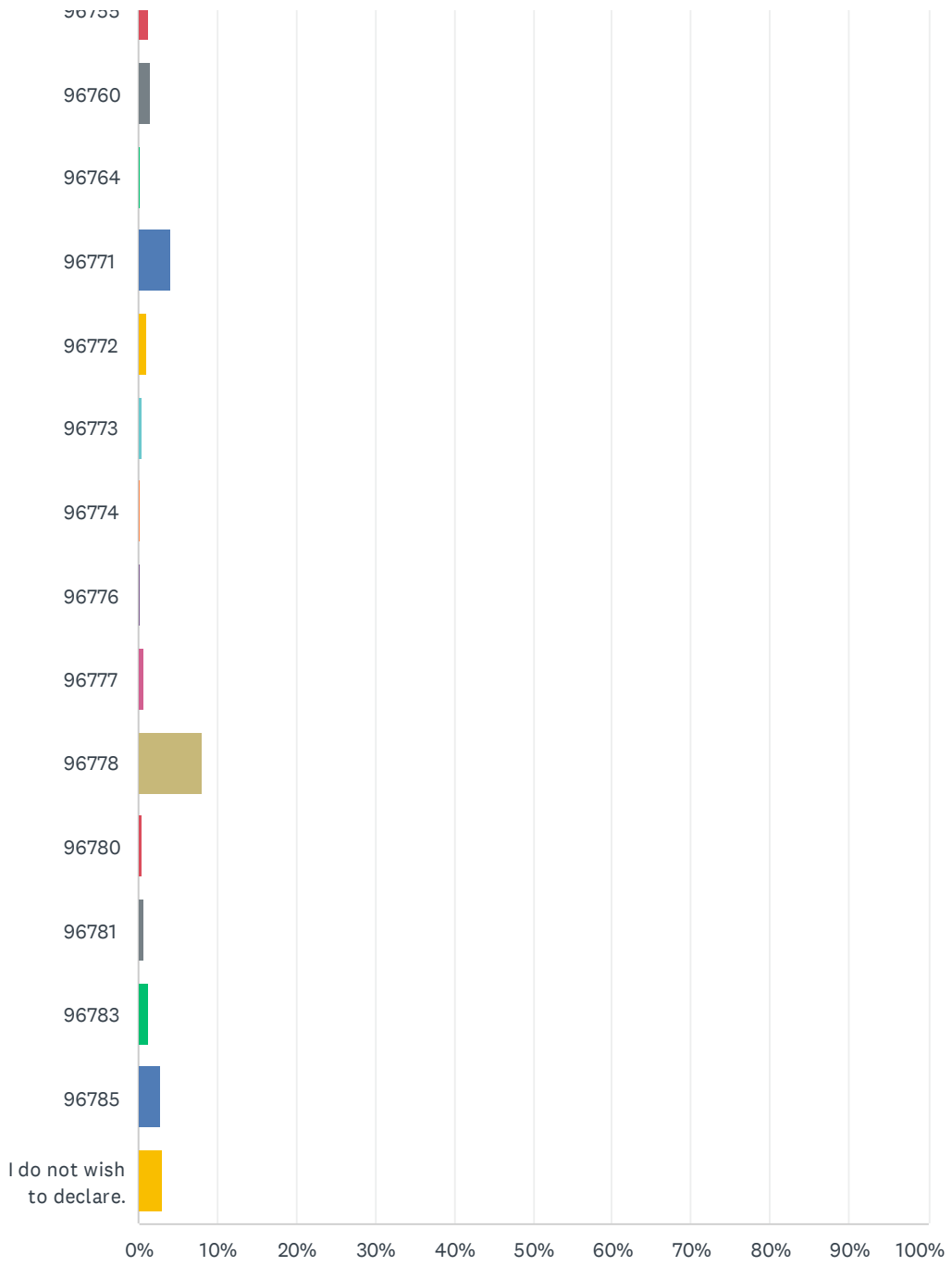
ANSWER CHOICES	RESPONSES	
Less than one year	1.98%	19
1-2 years	5.09%	49
2-5 years	11.54%	111
5-10 years	19.44%	187
10-15 years	12.68%	122
15-20 years	10.91%	105
20-25 years	9.98%	96
More than 25 years	26.92%	259
I do not wish to declare.	1.46%	14
TOTAL		962

Q36 What is your zip code?

Answered: 1,418 Skipped: 161



Community Satisfaction Survey 2023



Community Satisfaction Survey 2023

ANSWER CHOICES	RESPONSES	
96704	2.54%	36
96710	0.42%	6
96718	0.14%	2
96719	0.78%	11
96720	20.31%	288
96721	0.42%	6
96725	0.78%	11
96726	0.14%	2
96727	2.26%	32
96728	0.35%	5
96737	4.23%	60
96738	11.28%	160
96739	0.00%	0
96740	16.71%	237
96743	4.51%	64
96745	0.63%	9
96749	7.55%	107
96750	1.41%	20
96755	1.34%	19
96760	1.55%	22
96764	0.28%	4
96771	3.95%	56
96772	1.06%	15
96773	0.35%	5
96774	0.14%	2
96776	0.21%	3
96777	0.71%	10
96778	8.04%	114
96780	0.35%	5
96781	0.71%	10
96783	1.20%	17
96785	2.68%	38

Community Satisfaction Survey 2023

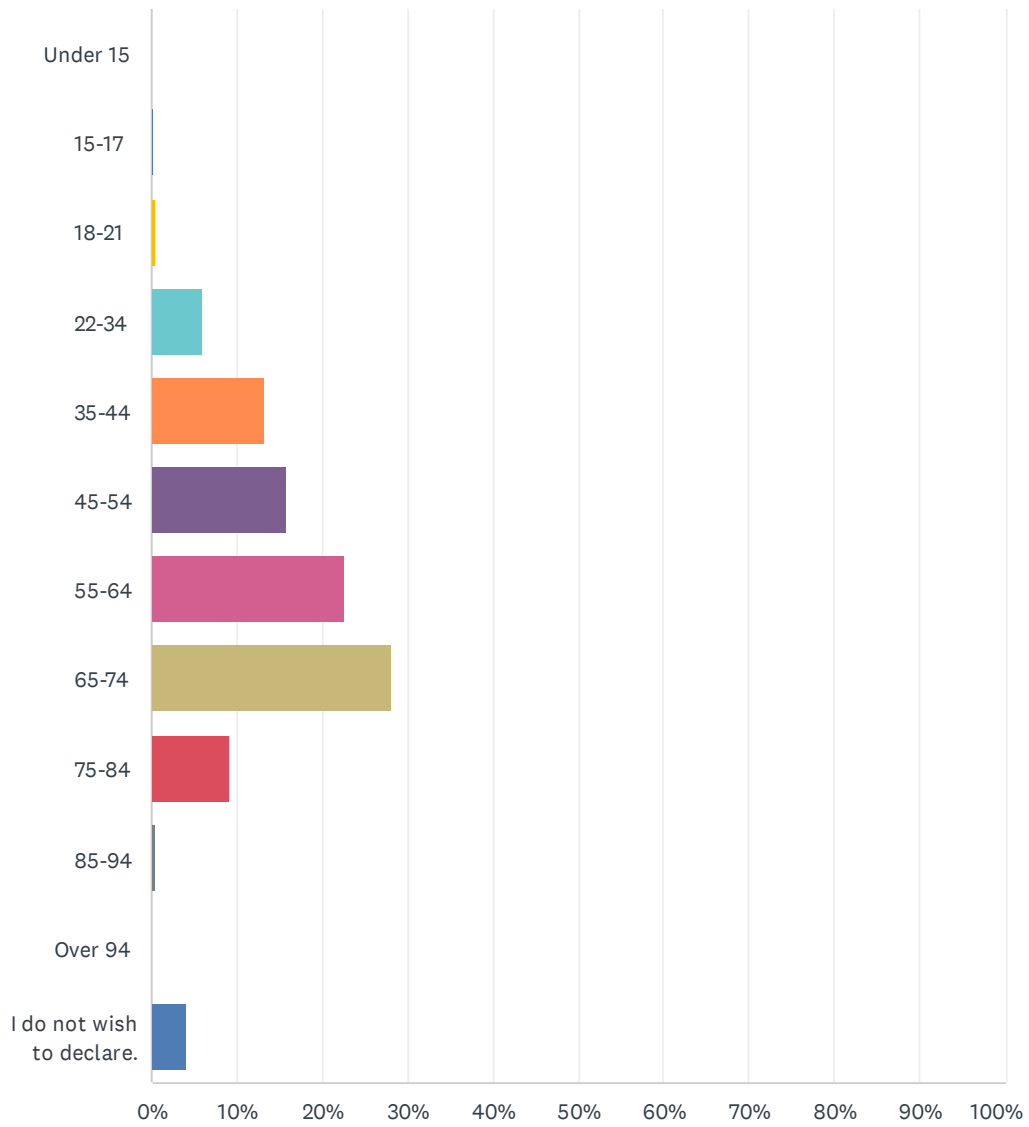
I do not wish to declare.
TOTAL

2.96%

42
1,418

Q37 What is your age?

Answered: 1,462 Skipped: 117



Community Satisfaction Survey 2023

ANSWER CHOICES	RESPONSES	
Under 15	0.00%	0
15-17	0.21%	3
18-21	0.48%	7
22-34	5.95%	87
35-44	13.13%	192
45-54	15.87%	232
55-64	22.57%	330
65-74	28.04%	410
75-84	9.17%	134
85-94	0.48%	7
Over 94	0.00%	0
I do not wish to declare.	4.10%	60
TOTAL		1,462