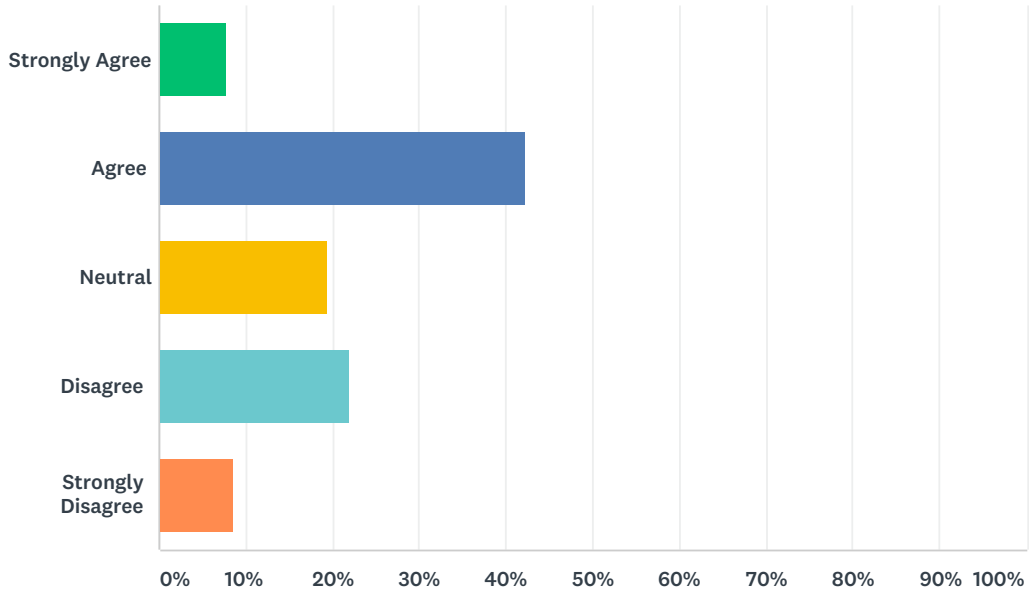


Q1 The island of Hawai'i is a safe place to live.

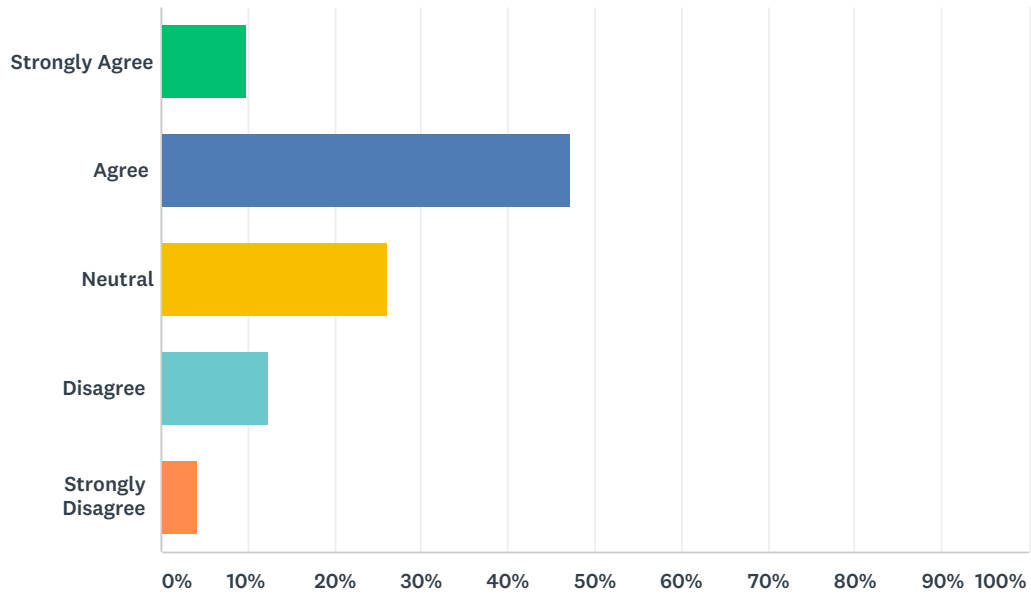
Answered: 563 Skipped: 1



ANSWER CHOICES	RESPONSES	
Strongly Agree	7.82%	44
Agree	42.27%	238
Neutral	19.36%	109
Disagree	22.02%	124
Strongly Disagree	8.53%	48
TOTAL		563

Q2 The island of Hawai'i is a safe place to work.

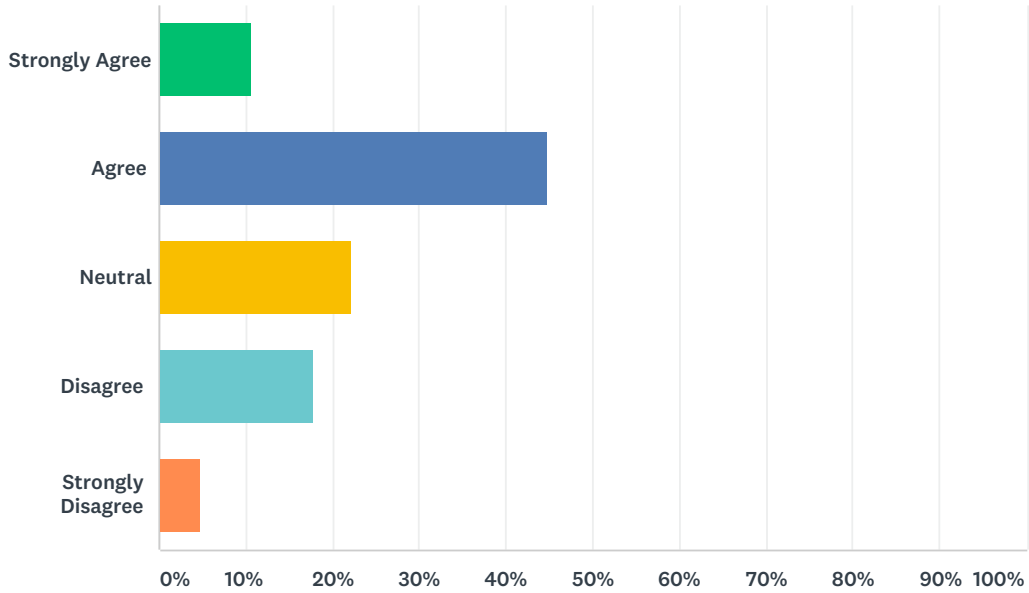
Answered: 560 Skipped: 4



ANSWER CHOICES	RESPONSES	
Strongly Agree	9.82%	55
Agree	47.32%	265
Neutral	26.25%	147
Disagree	12.32%	69
Strongly Disagree	4.29%	24
TOTAL		560

Q3 The island of Hawai'i is a safe place to visit.

Answered: 557 Skipped: 7

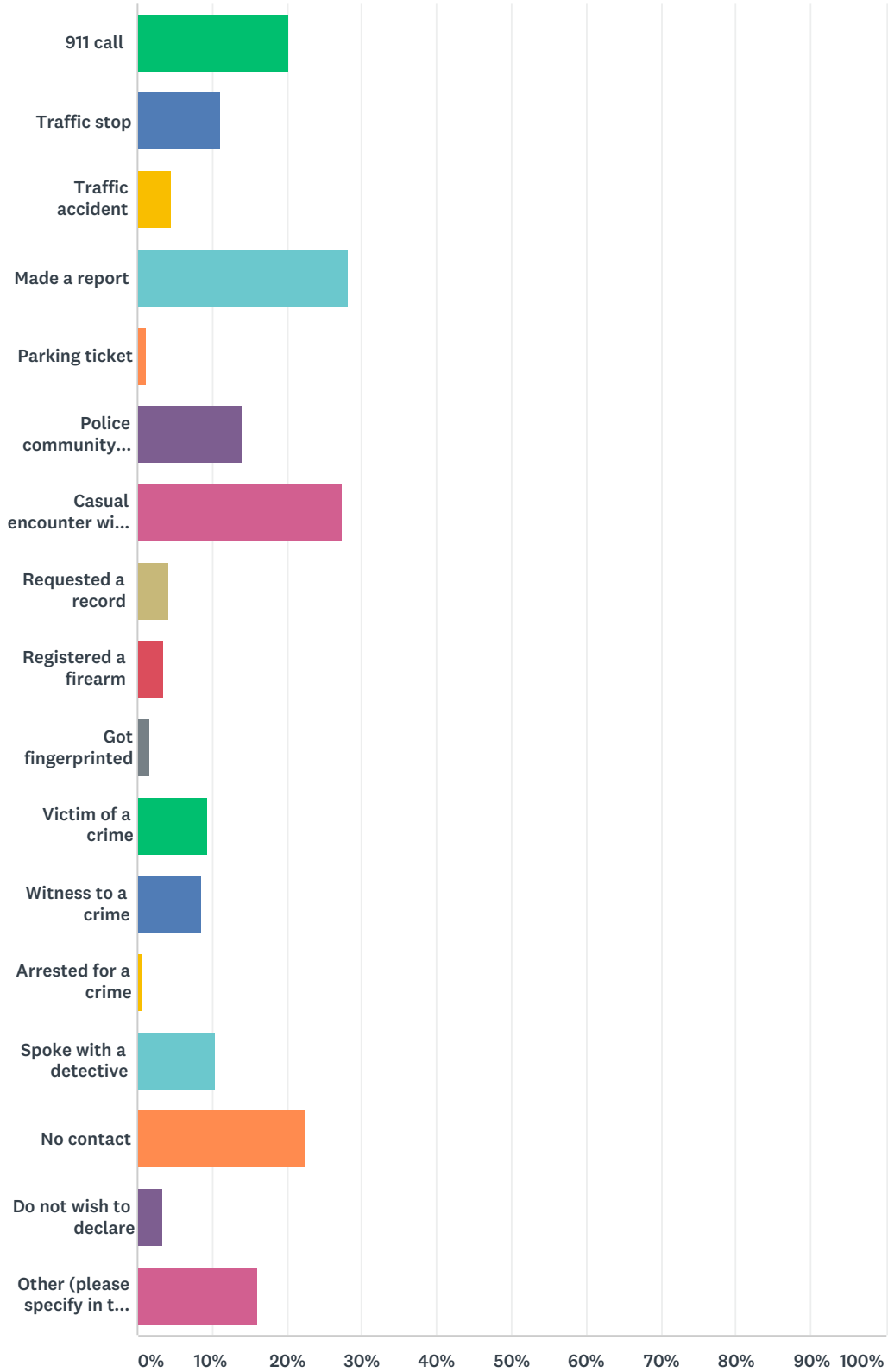


ANSWER CHOICES	RESPONSES	
Strongly Agree	10.59%	59
Agree	44.70%	249
Neutral	22.08%	123
Disagree	17.77%	99
Strongly Disagree	4.85%	27
TOTAL		557

Q4 Under what circumstances, if any, did you have contact with the Hawai'i Police Department during the past year? (Please scroll down and check all that apply).

Answered: 553 Skipped: 11

Community Satisfaction Survey 2019



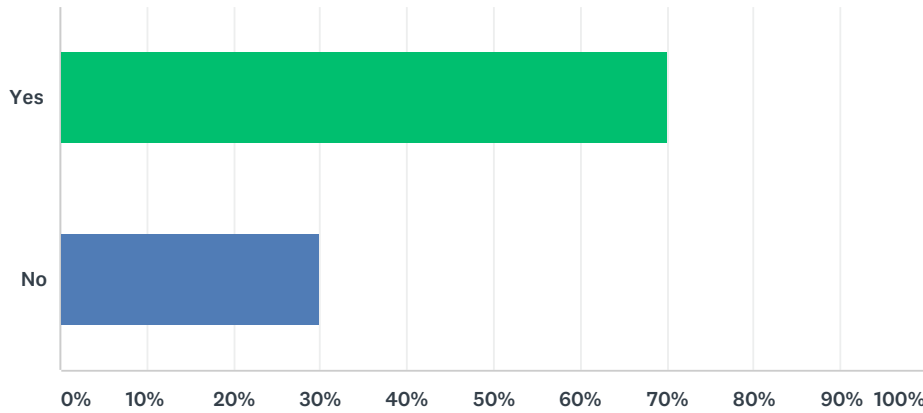
ANSWER CHOICES	RESPONSES	
911 call	20.25%	112
Traffic stop	11.03%	61
Traffic accident	4.52%	25

Community Satisfaction Survey 2019

Made a report	28.21%	156
Parking ticket	1.27%	7
Police community program	13.92%	77
Casual encounter with an officer	27.49%	152
Requested a record	4.16%	23
Registered a firearm	3.62%	20
Got fingerprinted	1.63%	9
Victim of a crime	9.40%	52
Witness to a crime	8.50%	47
Arrested for a crime	0.72%	4
Spoke with a detective	10.49%	58
No contact	22.42%	124
Do not wish to declare	3.44%	19
Other (please specify in the box below)	16.09%	89
Total Respondents: 553		

Q5 During the past year, did you have contact with a POLICE OFFICER from the Hawai'i Police Department?

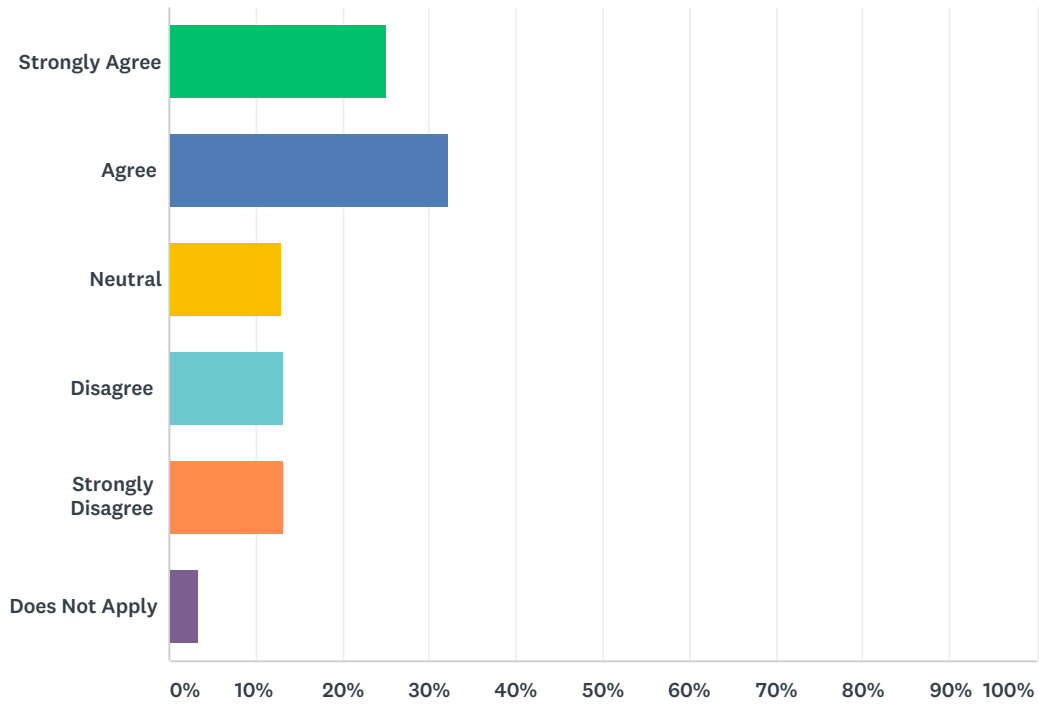
Answered: 551 Skipped: 13



ANSWER CHOICES	RESPONSES	
Yes	70.05%	386
No	29.95%	165
TOTAL		551

Q6 1. The officer(s) I had contact with expressed interest in helping me.

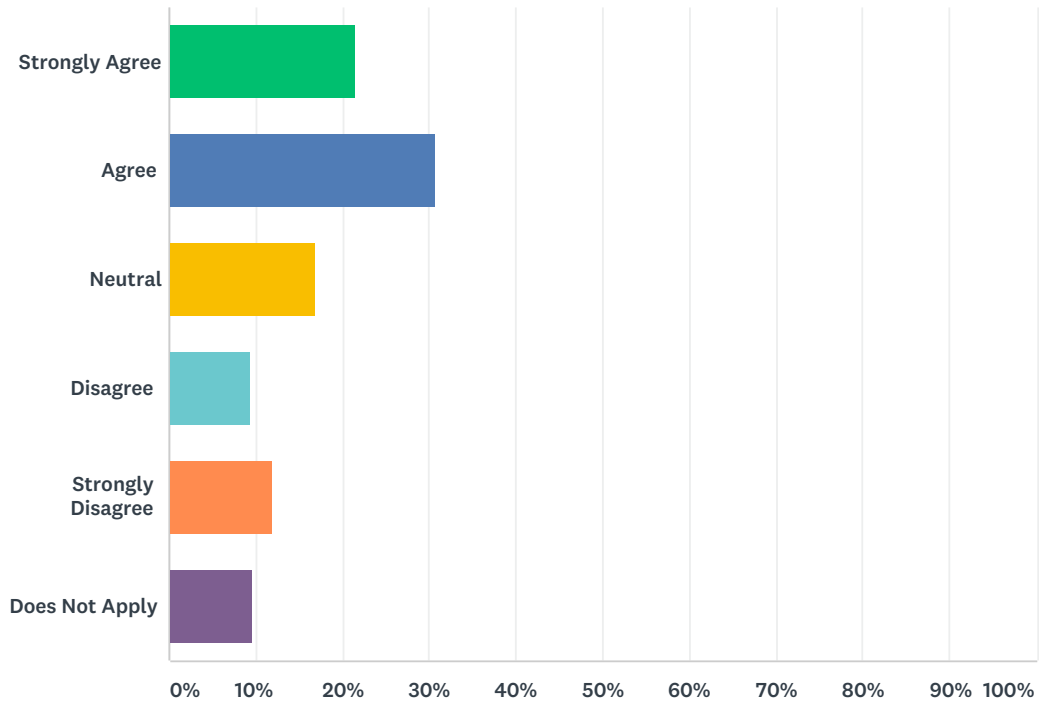
Answered: 386 Skipped: 178



ANSWER CHOICES	RESPONSES	
Strongly Agree	25.13%	97
Agree	32.12%	124
Neutral	12.95%	50
Disagree	13.21%	51
Strongly Disagree	13.21%	51
Does Not Apply	3.37%	13
TOTAL		386

Q7 2. The officer(s) I had contact with showed concern for my safety.

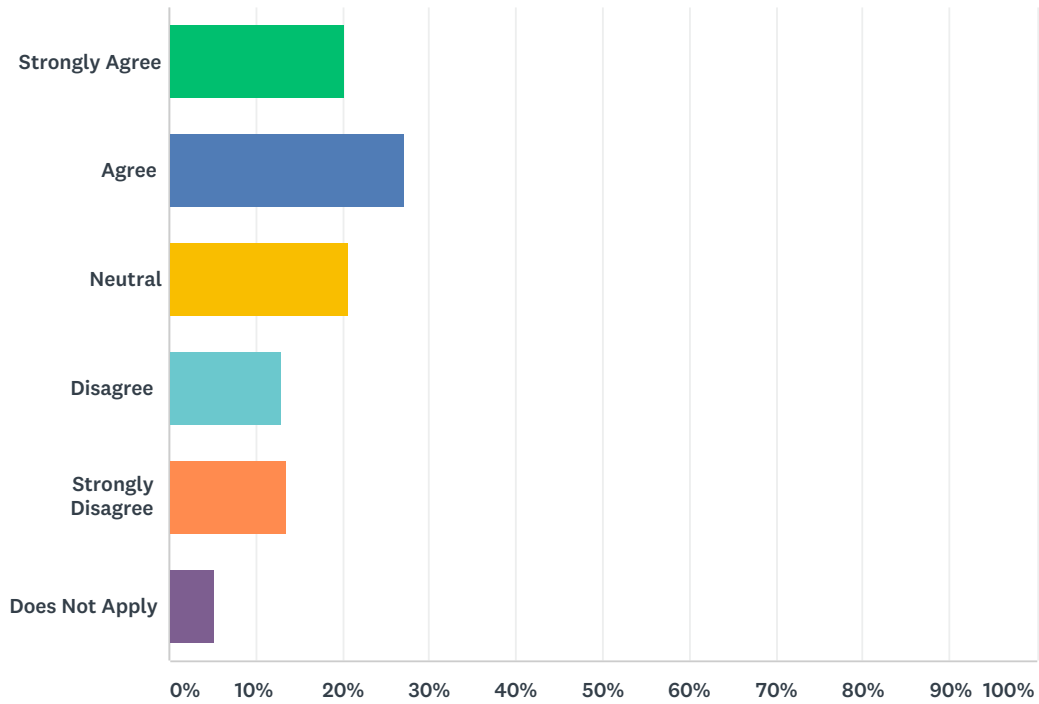
Answered: 385 Skipped: 179



ANSWER CHOICES	RESPONSES	
Strongly Agree	21.56%	83
Agree	30.65%	118
Neutral	16.88%	65
Disagree	9.35%	36
Strongly Disagree	11.95%	46
Does Not Apply	9.61%	37
TOTAL		385

Q8 3. The officer(s) I had contact with showed compassion.

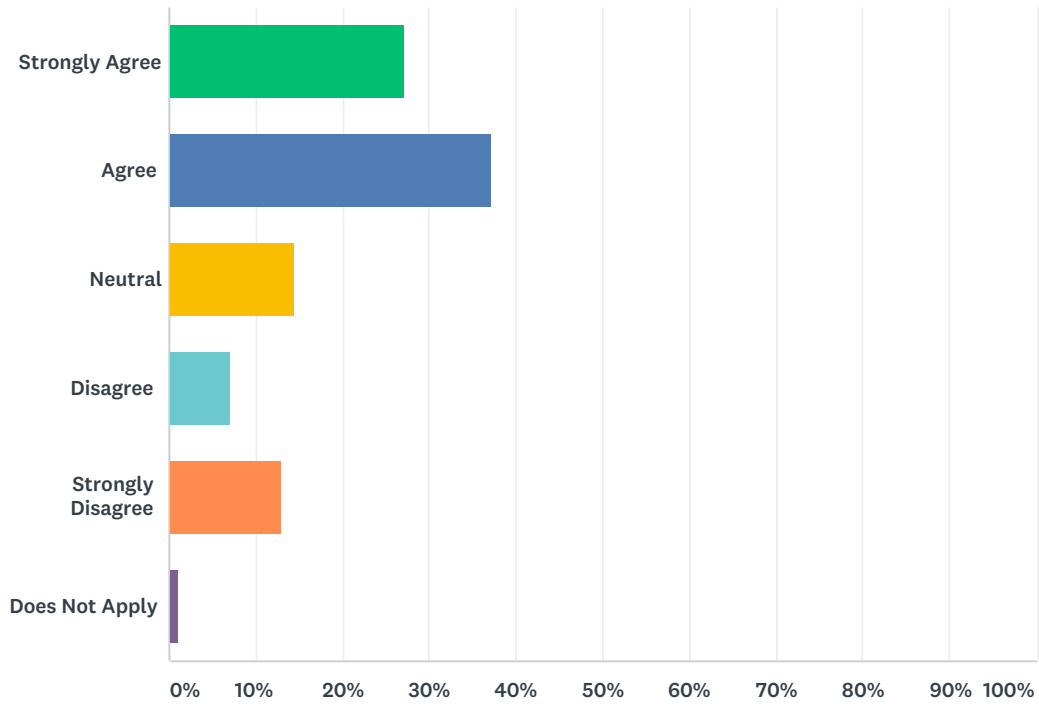
Answered: 383 Skipped: 181



ANSWER CHOICES	RESPONSES	
Strongly Agree	20.37%	78
Agree	27.15%	104
Neutral	20.63%	79
Disagree	13.05%	50
Strongly Disagree	13.58%	52
Does Not Apply	5.22%	20
TOTAL		383

Q9 4. The officer(s) I had contact with demonstrated professionalism.

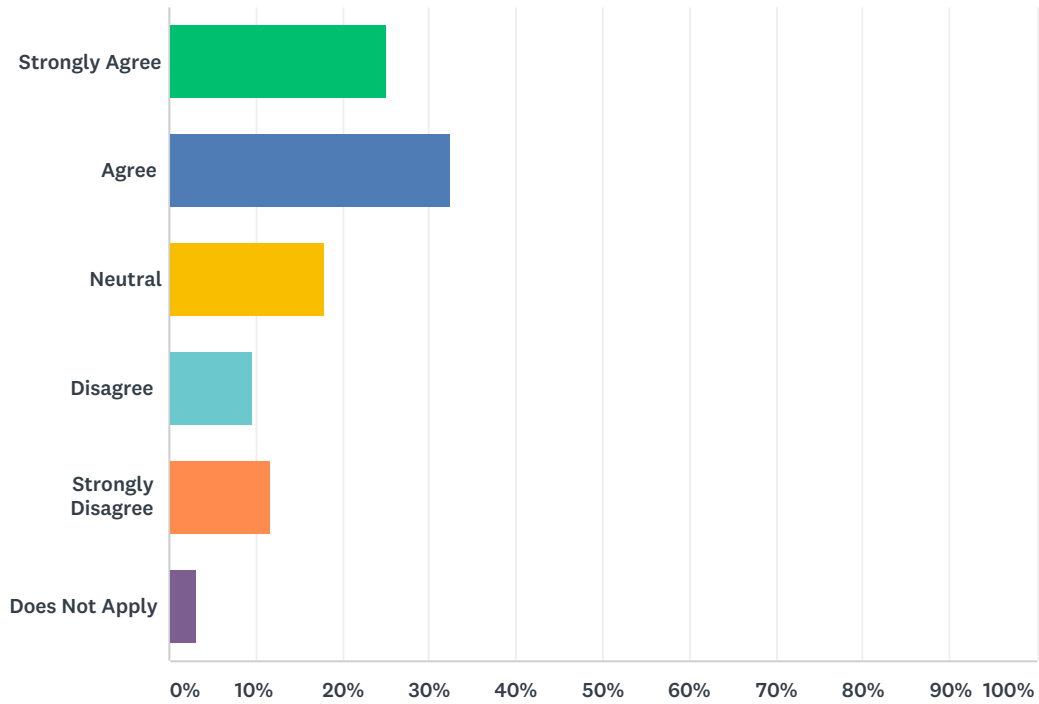
Answered: 383 Skipped: 181



ANSWER CHOICES	RESPONSES	
Strongly Agree	27.15%	104
Agree	37.34%	143
Neutral	14.36%	55
Disagree	7.05%	27
Strongly Disagree	13.05%	50
Does Not Apply	1.04%	4
TOTAL		383

Q10 5. The officer(s) I had contact with demonstrated integrity.

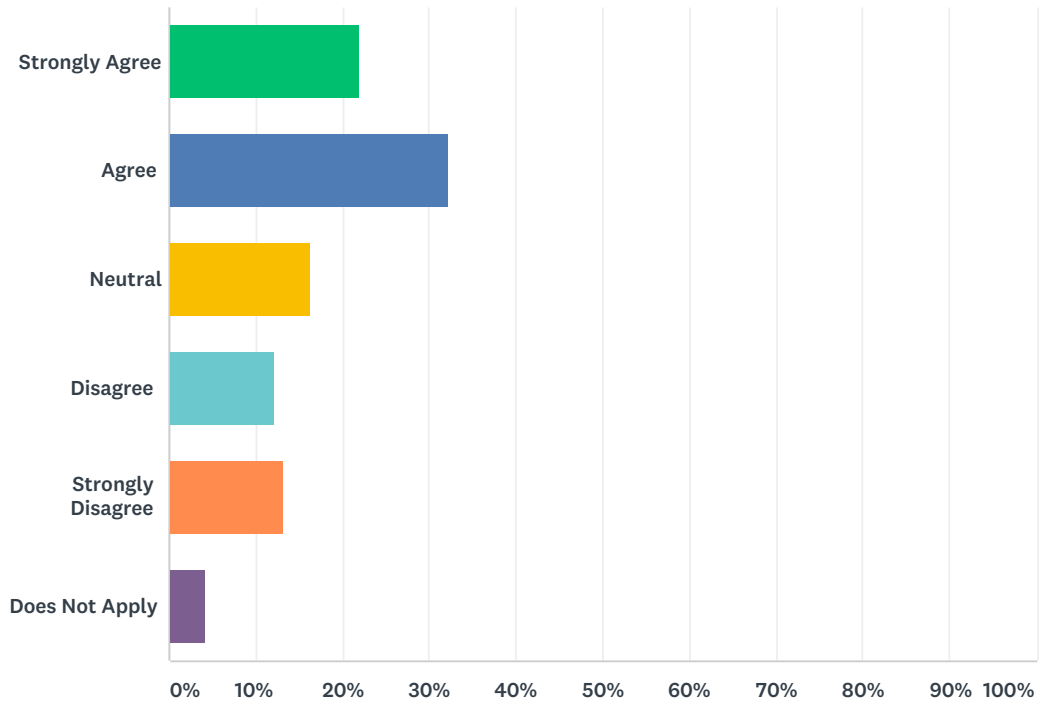
Answered: 383 Skipped: 181



ANSWER CHOICES	RESPONSES	
Strongly Agree	25.07%	96
Agree	32.38%	124
Neutral	18.02%	69
Disagree	9.66%	37
Strongly Disagree	11.75%	45
Does Not Apply	3.13%	12
TOTAL		383

Q11 6. The officer(s) I had contact with paid attention to details.

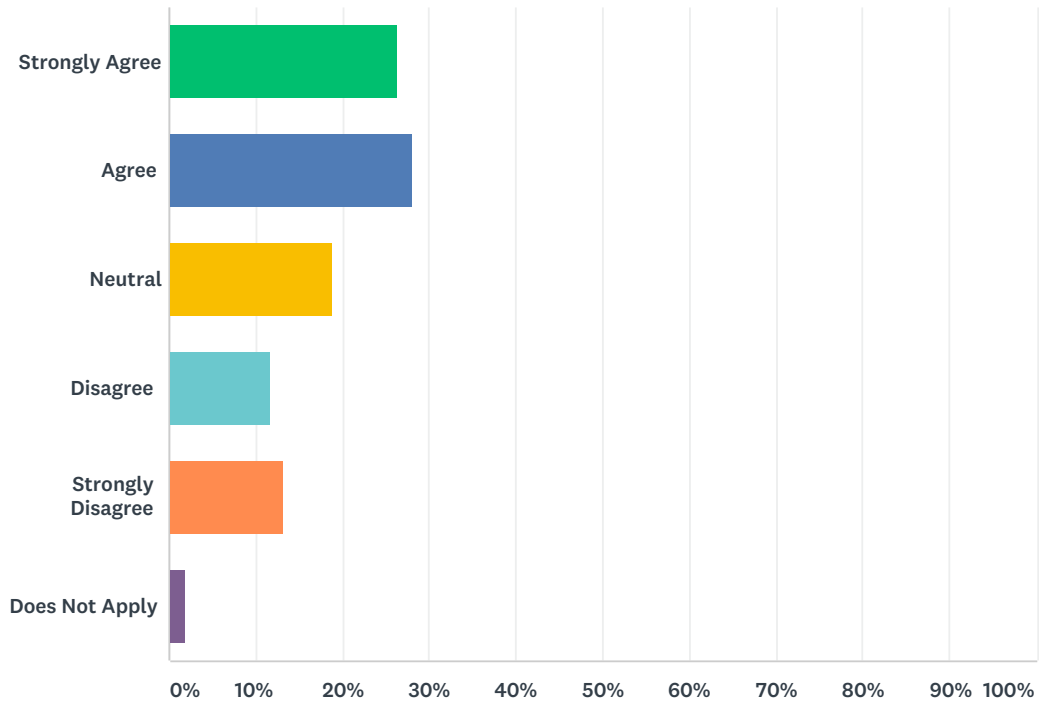
Answered: 381 Skipped: 183



ANSWER CHOICES	RESPONSES	
Strongly Agree	22.05%	84
Agree	32.28%	123
Neutral	16.27%	62
Disagree	12.07%	46
Strongly Disagree	13.12%	50
Does Not Apply	4.20%	16
TOTAL		381

Q12 7. The officer(s) I had contact with made me feel comfortable.

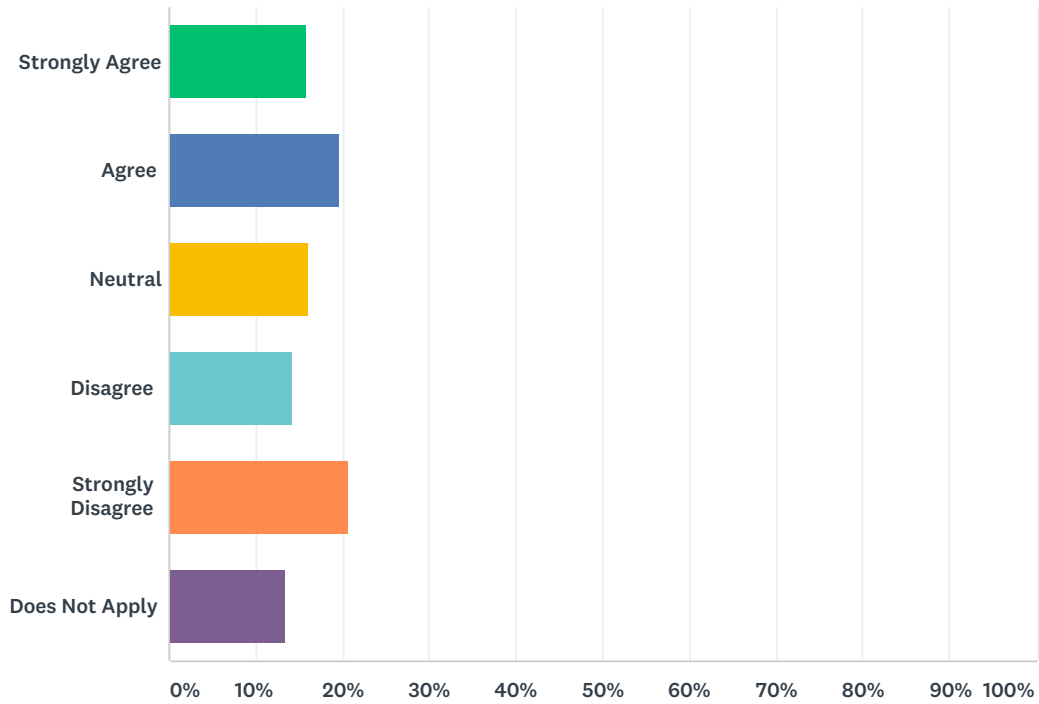
Answered: 377 Skipped: 187



ANSWER CHOICES	RESPONSES	
Strongly Agree	26.26%	99
Agree	28.12%	106
Neutral	18.83%	71
Disagree	11.67%	44
Strongly Disagree	13.26%	50
Does Not Apply	1.86%	7
TOTAL		377

Q13 8. The officer(s) I had contact with helped resolve my situation.

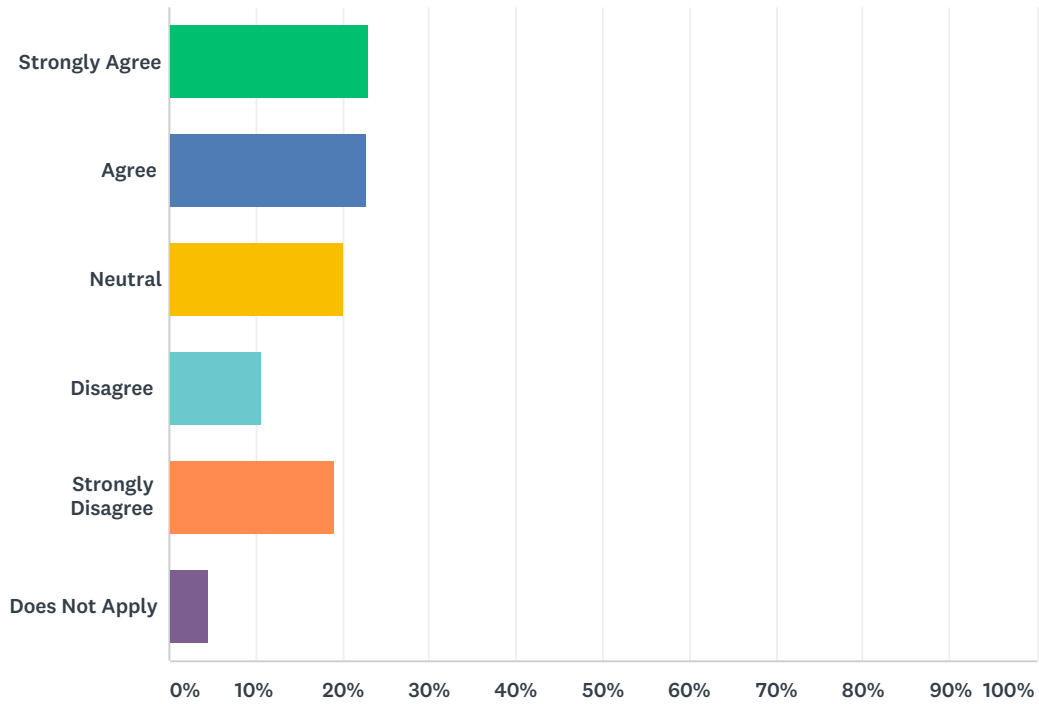
Answered: 378 Skipped: 186



ANSWER CHOICES	RESPONSES	
Strongly Agree	15.87%	60
Agree	19.58%	74
Neutral	16.14%	61
Disagree	14.29%	54
Strongly Disagree	20.63%	78
Does Not Apply	13.49%	51
TOTAL		378

Q14 9. The officer(s) I had contact with did an excellent job.

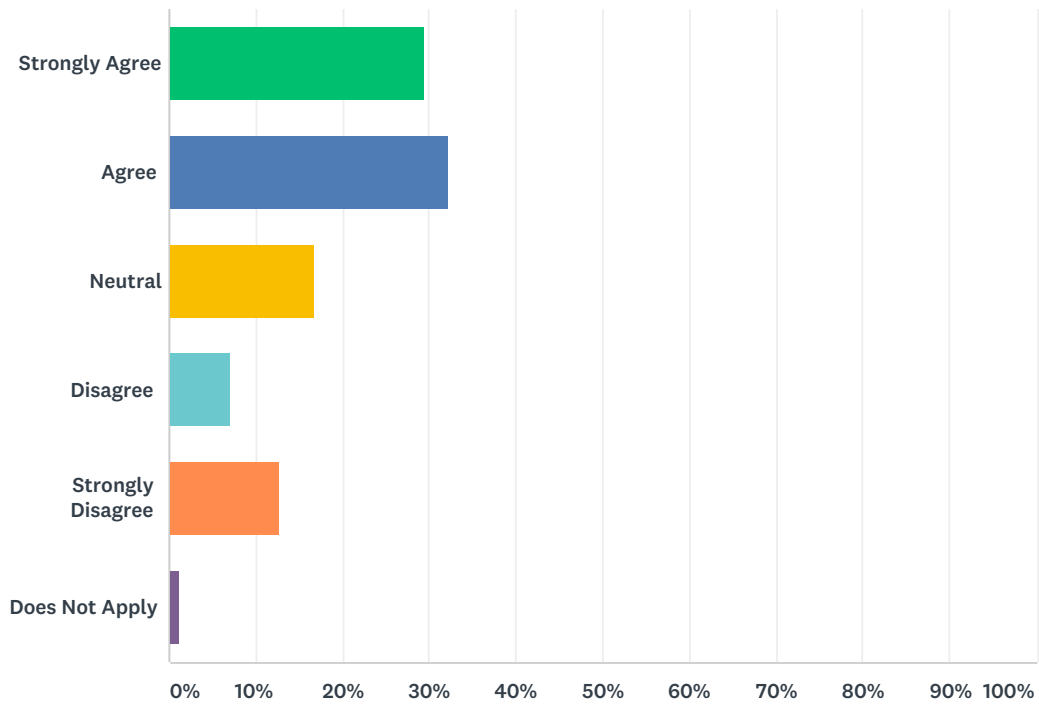
Answered: 374 Skipped: 190



ANSWER CHOICES	RESPONSES	
Strongly Agree	22.99%	86
Agree	22.73%	85
Neutral	20.05%	75
Disagree	10.70%	40
Strongly Disagree	18.98%	71
Does Not Apply	4.55%	17
TOTAL		374

Q15 10. The officer(s) I had contact with treated me with aloha and respect.

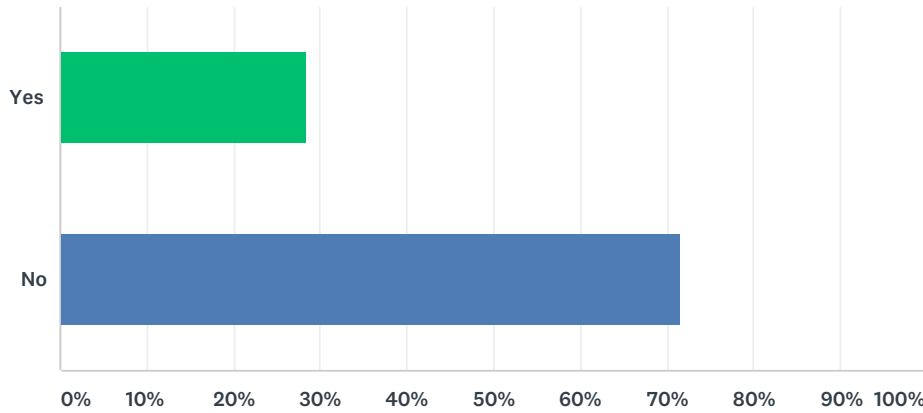
Answered: 375 Skipped: 189



ANSWER CHOICES	RESPONSES	
Strongly Agree	29.60%	111
Agree	32.27%	121
Neutral	16.80%	63
Disagree	7.20%	27
Strongly Disagree	12.80%	48
Does Not Apply	1.33%	5
TOTAL		375

Q16 Over the past year, did you have contact with a CIVILIAN EMPLOYEE of the Hawai'i Police Department?

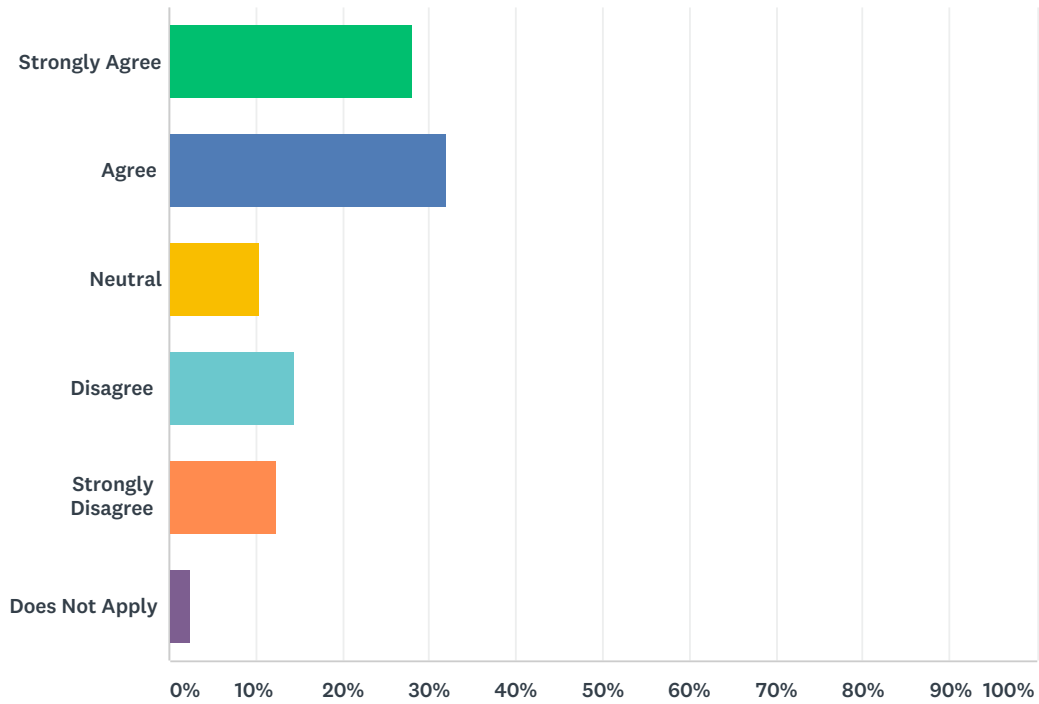
Answered: 535 Skipped: 29



ANSWER CHOICES	RESPONSES	
Yes	28.41%	152
No	71.59%	383
TOTAL		535

Q17 1. The civilian(s) I had contact with expressed interest in helping me.

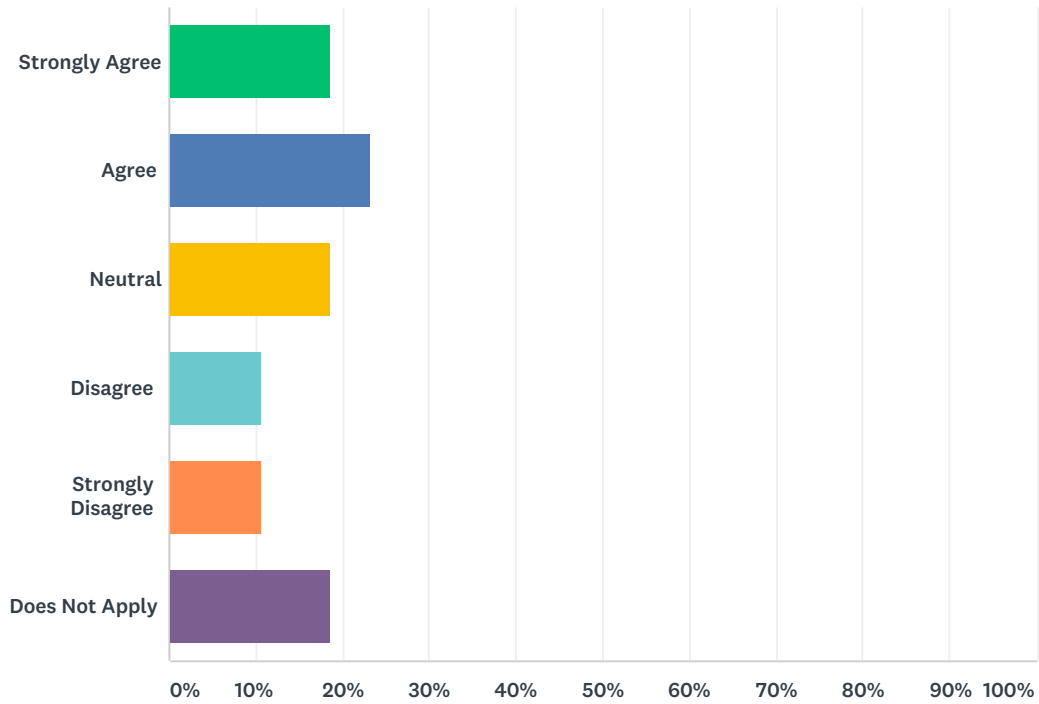
Answered: 153 Skipped: 411



ANSWER CHOICES	RESPONSES	
Strongly Agree	28.10%	43
Agree	32.03%	49
Neutral	10.46%	16
Disagree	14.38%	22
Strongly Disagree	12.42%	19
Does Not Apply	2.61%	4
TOTAL		153

Q18 2. The civilian(s) I had contact with showed concern for my safety.

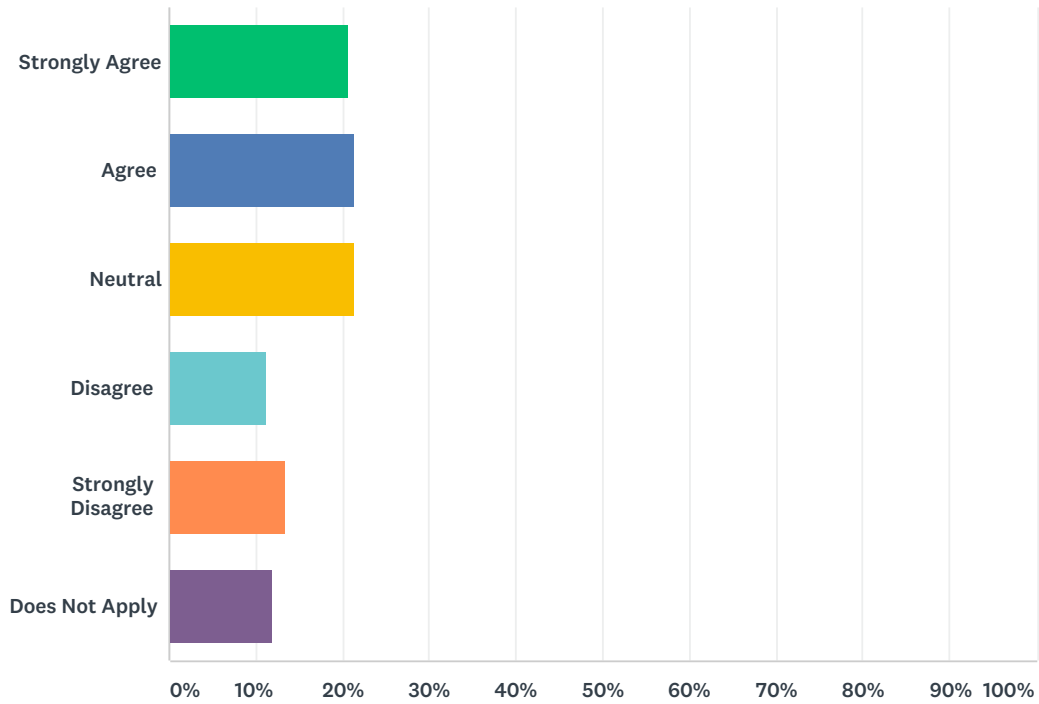
Answered: 151 Skipped: 413



ANSWER CHOICES	RESPONSES	
Strongly Agree	18.54%	28
Agree	23.18%	35
Neutral	18.54%	28
Disagree	10.60%	16
Strongly Disagree	10.60%	16
Does Not Apply	18.54%	28
TOTAL		151

Q19 3. The civilian(s) I had contact with showed compassion.

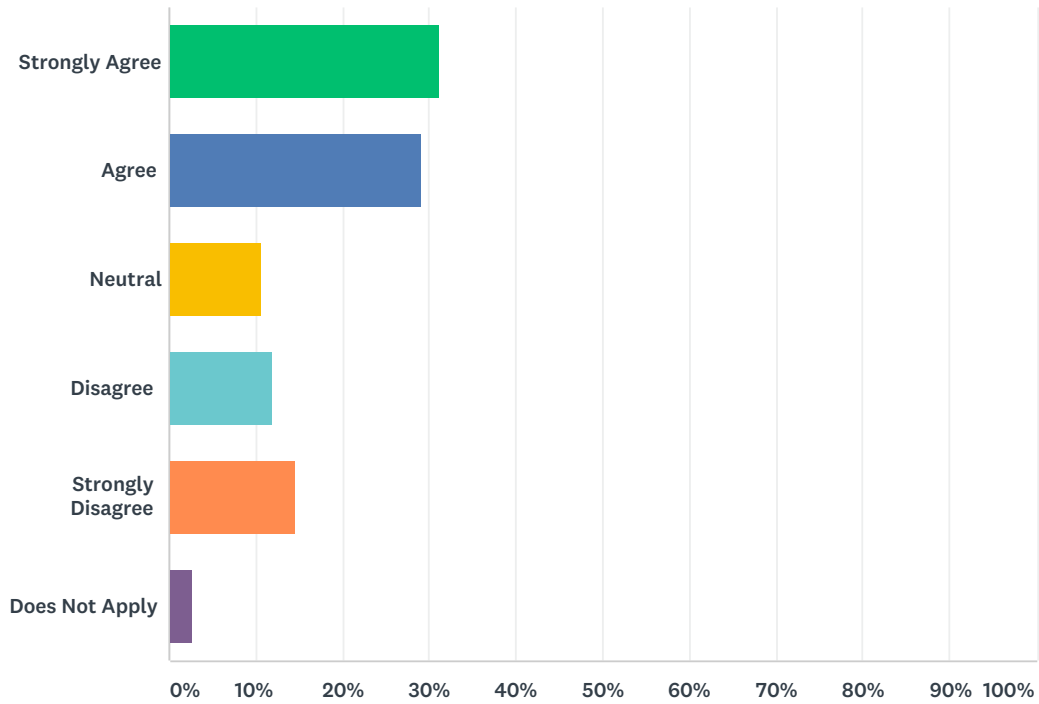
Answered: 150 Skipped: 414



ANSWER CHOICES	RESPONSES	
Strongly Agree	20.67%	31
Agree	21.33%	32
Neutral	21.33%	32
Disagree	11.33%	17
Strongly Disagree	13.33%	20
Does Not Apply	12.00%	18
TOTAL		150

Q20 4. The civilian(s) I had contact with demonstrated professionalism.

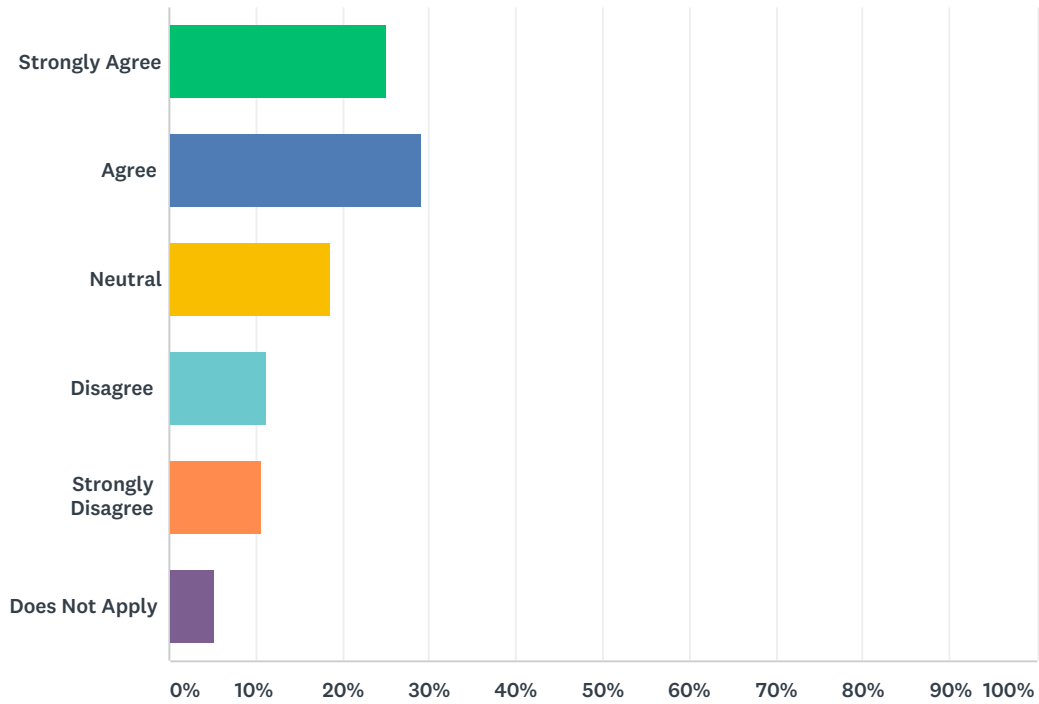
Answered: 151 Skipped: 413



ANSWER CHOICES	RESPONSES	
Strongly Agree	31.13%	47
Agree	29.14%	44
Neutral	10.60%	16
Disagree	11.92%	18
Strongly Disagree	14.57%	22
Does Not Apply	2.65%	4
TOTAL		151

Q21 5. The civilian(s) I had contact with demonstrated integrity.

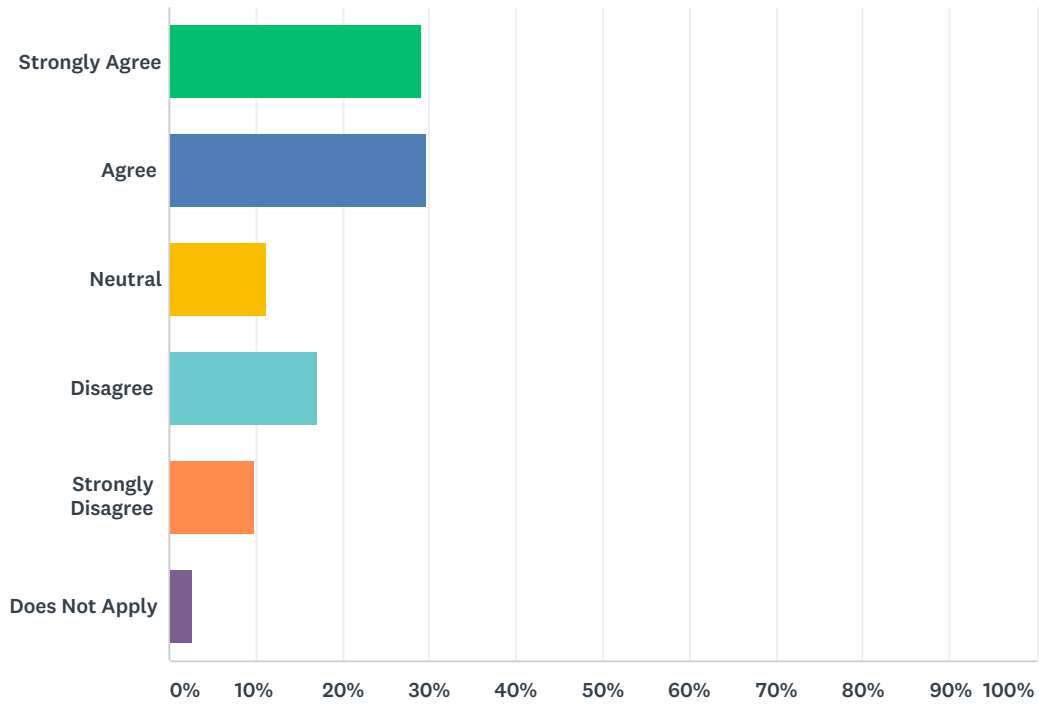
Answered: 151 Skipped: 413



ANSWER CHOICES	RESPONSES	
Strongly Agree	25.17%	38
Agree	29.14%	44
Neutral	18.54%	28
Disagree	11.26%	17
Strongly Disagree	10.60%	16
Does Not Apply	5.30%	8
TOTAL		151

Q22 6. The civilian(s) I had contact with paid attention to details.

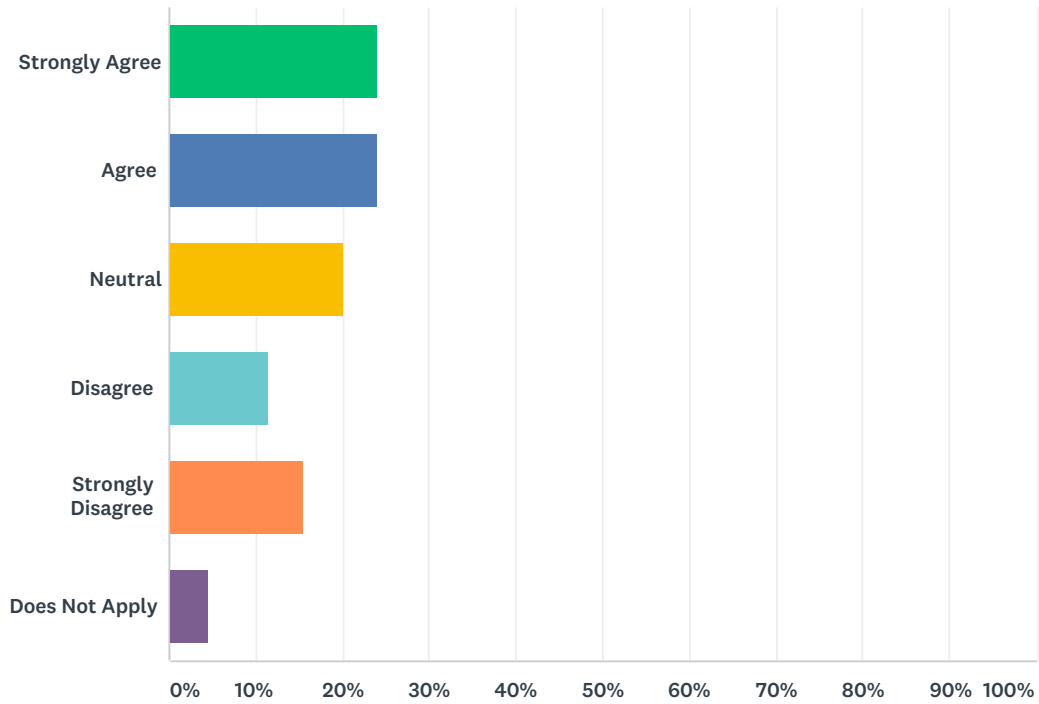
Answered: 151 Skipped: 413



ANSWER CHOICES	RESPONSES	
Strongly Agree	29.14%	44
Agree	29.80%	45
Neutral	11.26%	17
Disagree	17.22%	26
Strongly Disagree	9.93%	15
Does Not Apply	2.65%	4
TOTAL		151

Q23 7. The civilian(s) I had contact with made me feel comfortable.

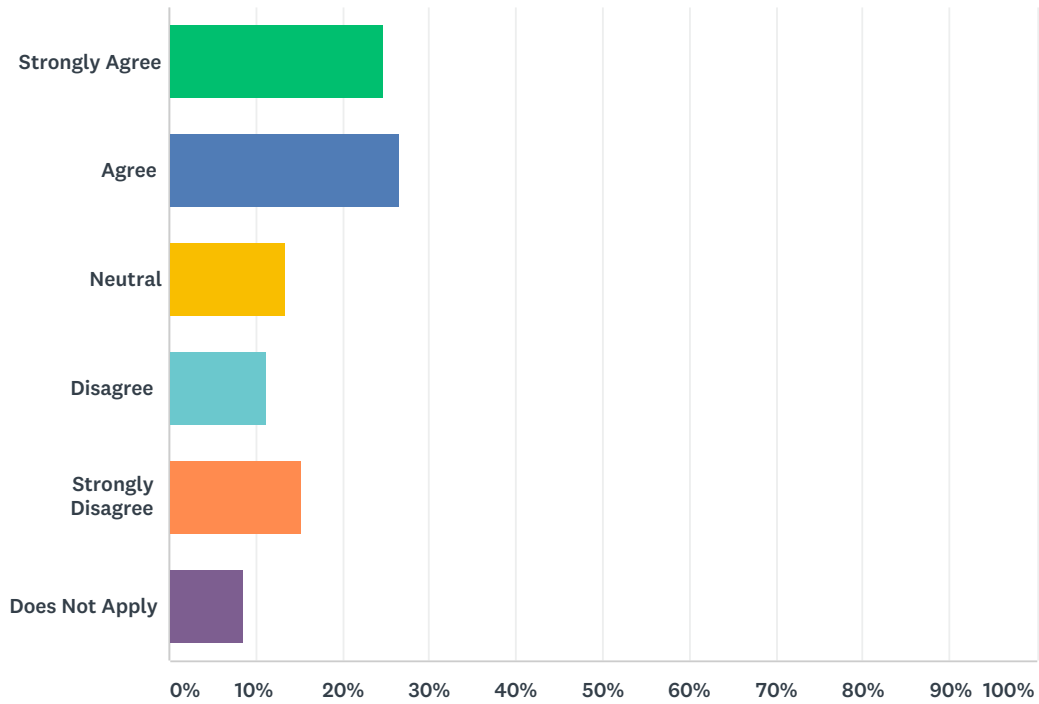
Answered: 149 Skipped: 415



ANSWER CHOICES	RESPONSES	
Strongly Agree	24.16%	36
Agree	24.16%	36
Neutral	20.13%	30
Disagree	11.41%	17
Strongly Disagree	15.44%	23
Does Not Apply	4.70%	7
TOTAL		149

Q24 8. The civilian(s) I had contact with helped resolve my situation.

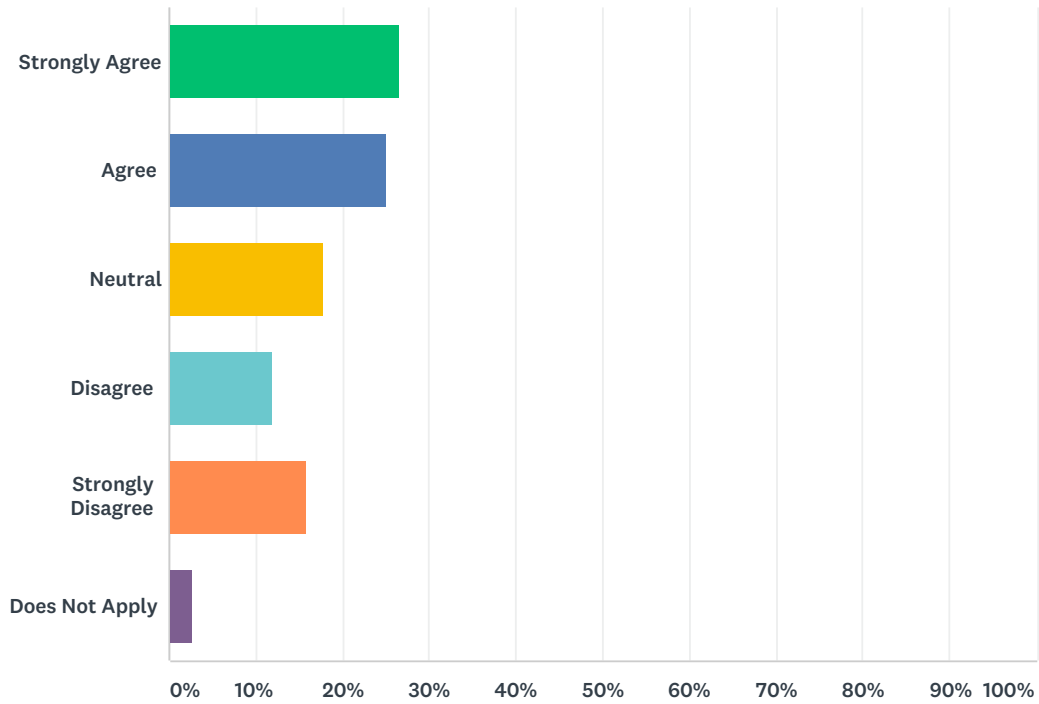
Answered: 150 Skipped: 414



ANSWER CHOICES	RESPONSES	
Strongly Agree	24.67%	37
Agree	26.67%	40
Neutral	13.33%	20
Disagree	11.33%	17
Strongly Disagree	15.33%	23
Does Not Apply	8.67%	13
TOTAL		150

Q25 9. The civilian(s) I had contact with did an excellent job.

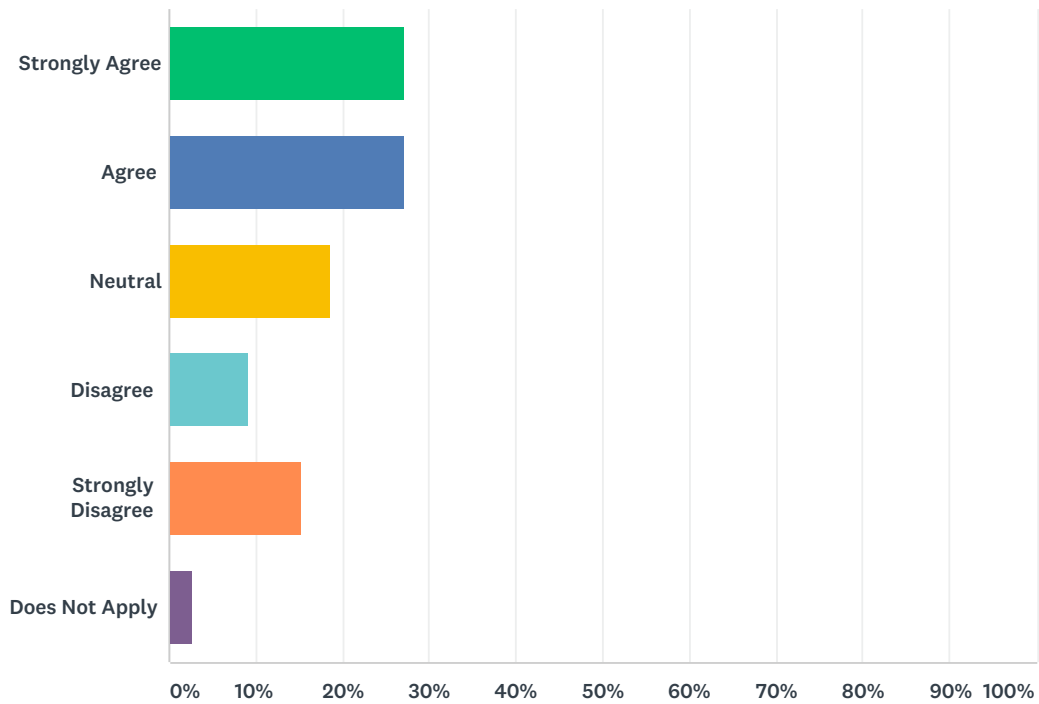
Answered: 151 Skipped: 413



ANSWER CHOICES	RESPONSES	
Strongly Agree	26.49%	40
Agree	25.17%	38
Neutral	17.88%	27
Disagree	11.92%	18
Strongly Disagree	15.89%	24
Does Not Apply	2.65%	4
TOTAL		151

Q26 10. The civilian(s) I had contact with treated me with aloha and respect.

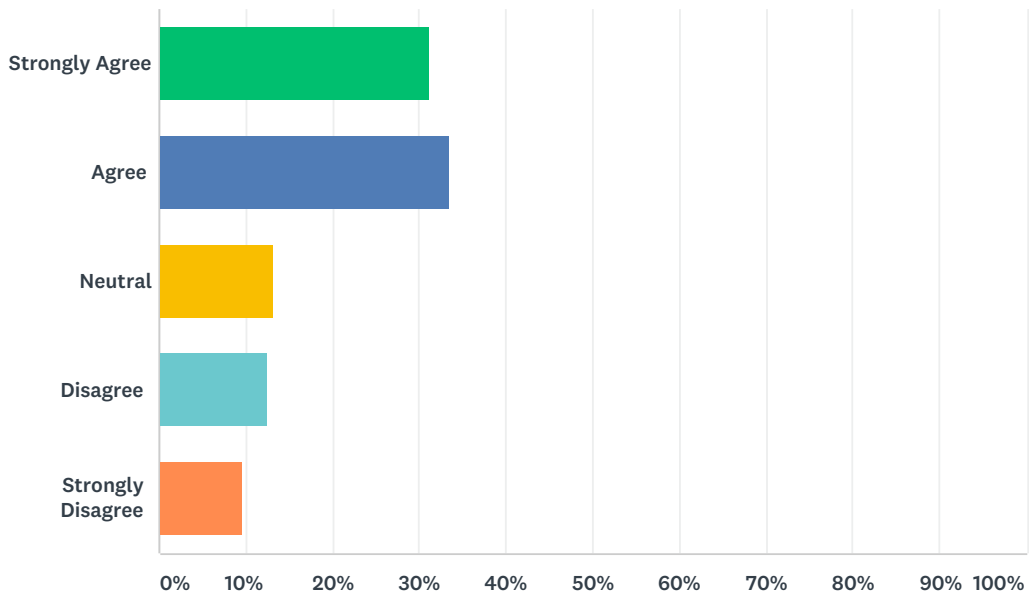
Answered: 151 Skipped: 413



ANSWER CHOICES	RESPONSES	
Strongly Agree	27.15%	41
Agree	27.15%	41
Neutral	18.54%	28
Disagree	9.27%	14
Strongly Disagree	15.23%	23
Does Not Apply	2.65%	4
TOTAL		151

Q27 1. If I need assistance, I am comfortable calling the Hawai'i Police Department

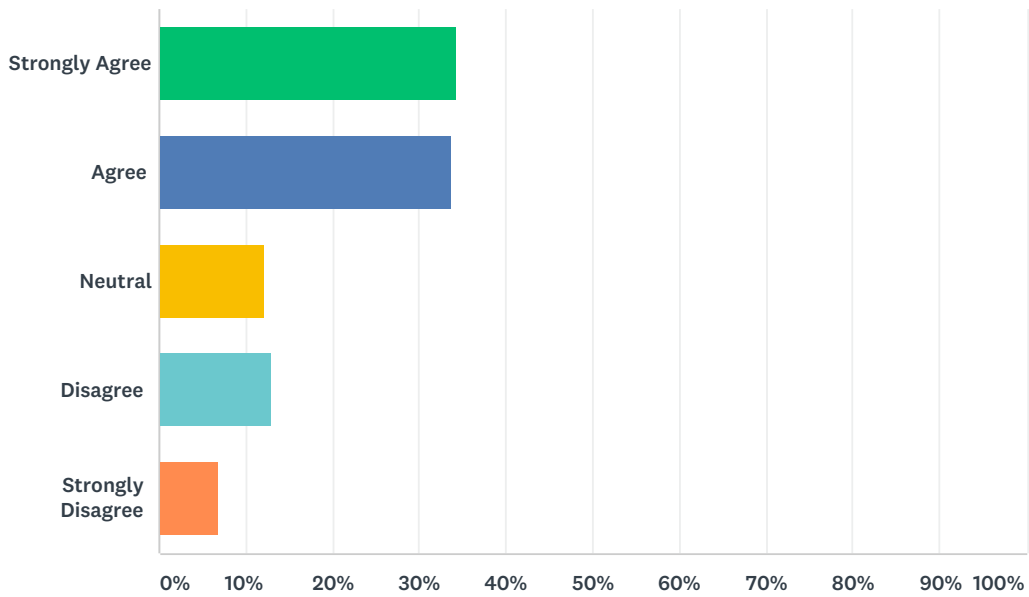
Answered: 532 Skipped: 32



ANSWER CHOICES	RESPONSES	
Strongly Agree	31.20%	166
Agree	33.46%	178
Neutral	13.16%	70
Disagree	12.59%	67
Strongly Disagree	9.59%	51
TOTAL		532

Q28 2. I am comfortable contacting the Hawai'i Police Department to report a crime.

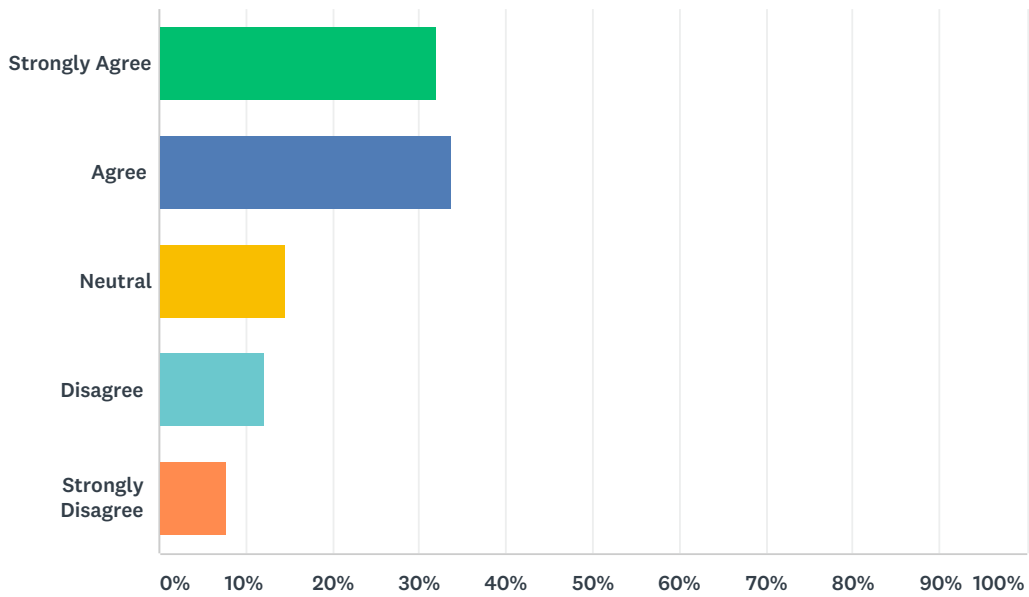
Answered: 529 Skipped: 35



ANSWER CHOICES	RESPONSES	
Strongly Agree	34.22%	181
Agree	33.65%	178
Neutral	12.10%	64
Disagree	13.04%	69
Strongly Disagree	6.99%	37
TOTAL		529

Q29 3. I am comfortable contacting the Hawai'i Police Department to share information about a crime.

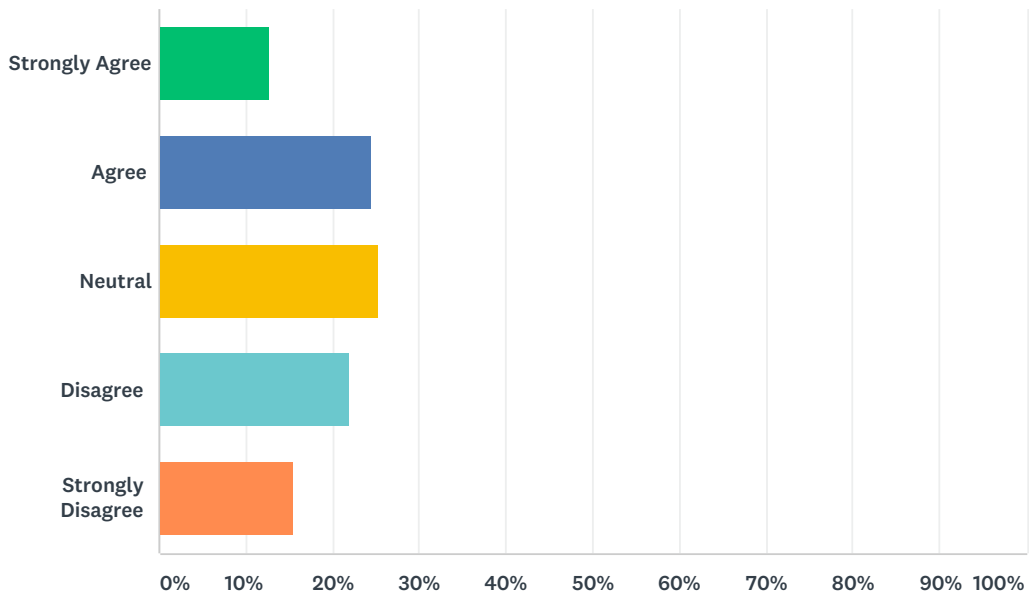
Answered: 532 Skipped: 32



ANSWER CHOICES	RESPONSES	
Strongly Agree	31.95%	170
Agree	33.65%	179
Neutral	14.66%	78
Disagree	12.03%	64
Strongly Disagree	7.71%	41
TOTAL		532

Q30 4. I am confident in the ability of the Hawai'i Police Department to serve my needs.

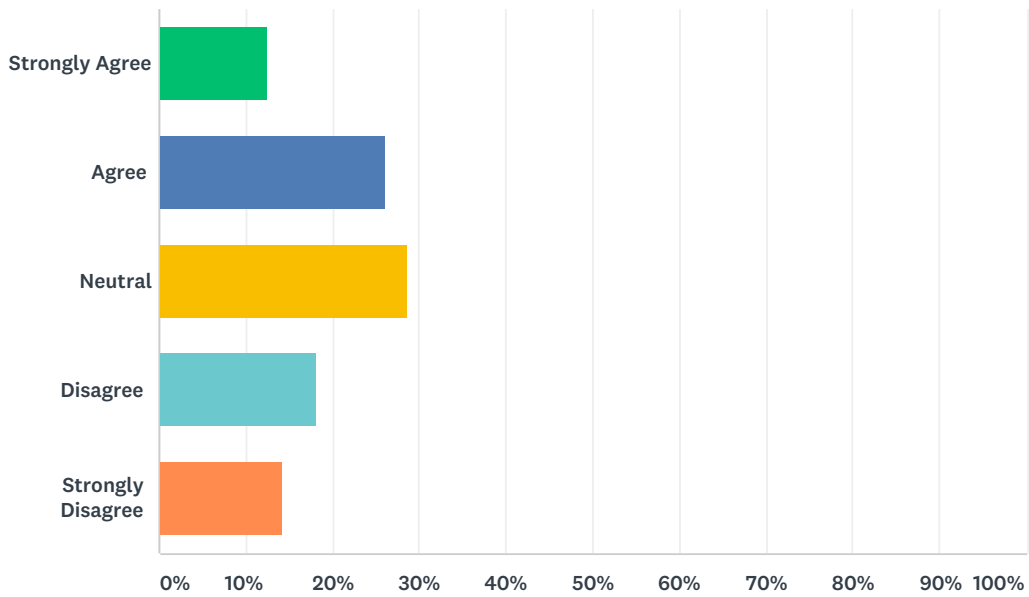
Answered: 531 Skipped: 33



ANSWER CHOICES	RESPONSES	
Strongly Agree	12.81%	68
Agree	24.48%	130
Neutral	25.24%	134
Disagree	22.03%	117
Strongly Disagree	15.44%	82
TOTAL		531

Q31 5. I believe the Hawai'i Police Department does a good job in keeping the island of Hawai'i safe.

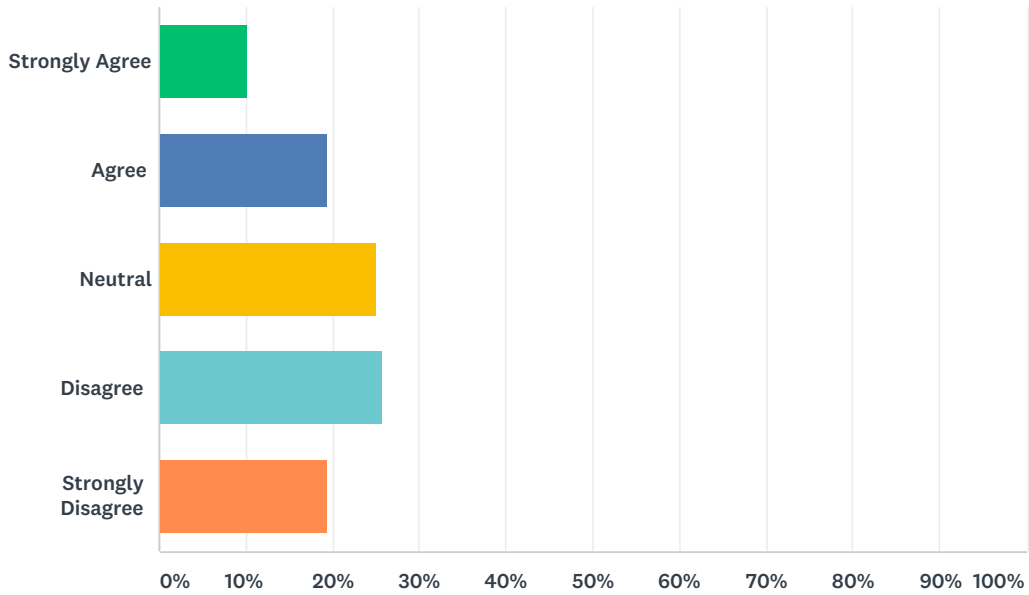
Answered: 532 Skipped: 32



ANSWER CHOICES	RESPONSES	
Strongly Agree	12.59%	67
Agree	26.13%	139
Neutral	28.76%	153
Disagree	18.23%	97
Strongly Disagree	14.29%	76
TOTAL		532

Q32 6. I am satisfied in the way the Hawai'i Police Department responds to crime in my community.

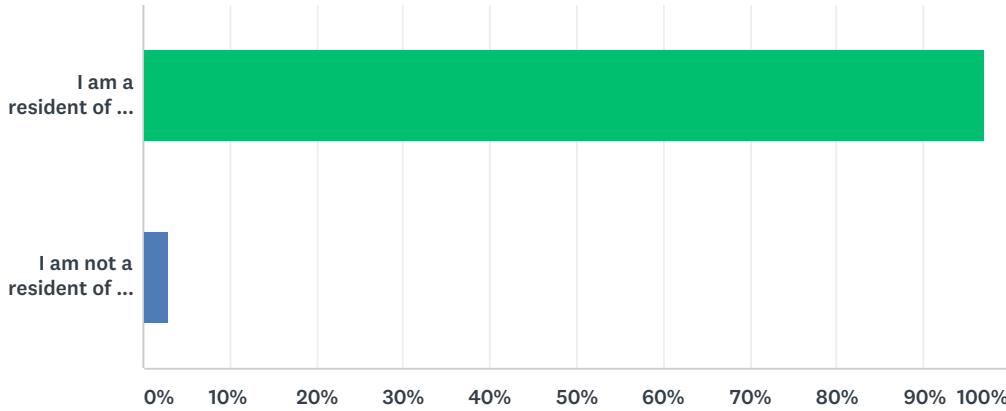
Answered: 527 Skipped: 37



ANSWER CHOICES	RESPONSES	
Strongly Agree	10.25%	54
Agree	19.54%	103
Neutral	25.05%	132
Disagree	25.81%	136
Strongly Disagree	19.35%	102
TOTAL		527

Q33 Please provide information about your residency status by checking the appropriate box below.

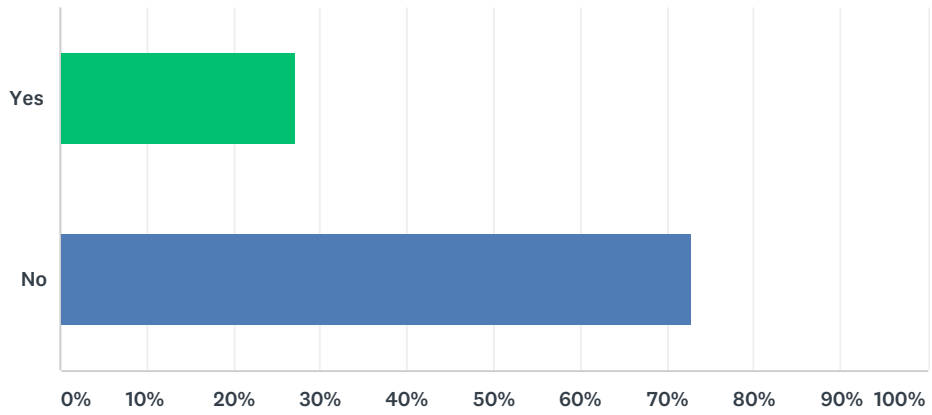
Answered: 530 Skipped: 34



ANSWER CHOICES	RESPONSES	
I am a resident of the island of Hawai'i.	96.98%	514
I am not a resident of the island of Hawai'i.	3.02%	16
TOTAL		530

Q34 Have you been a resident of the island of Hawai'i all your life?

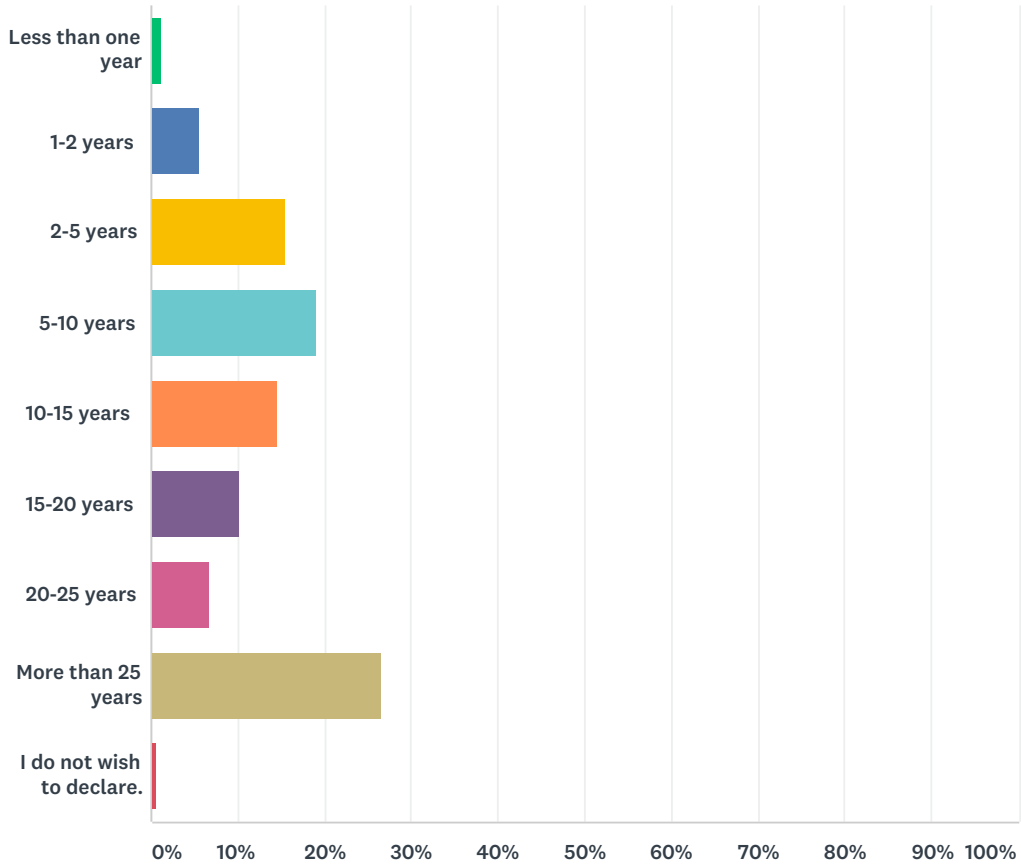
Answered: 509 Skipped: 55



ANSWER CHOICES	RESPONSES	
Yes	27.11%	138
No	72.89%	371
TOTAL		509

Q35 How long have you been a resident of the island of Hawai'i?

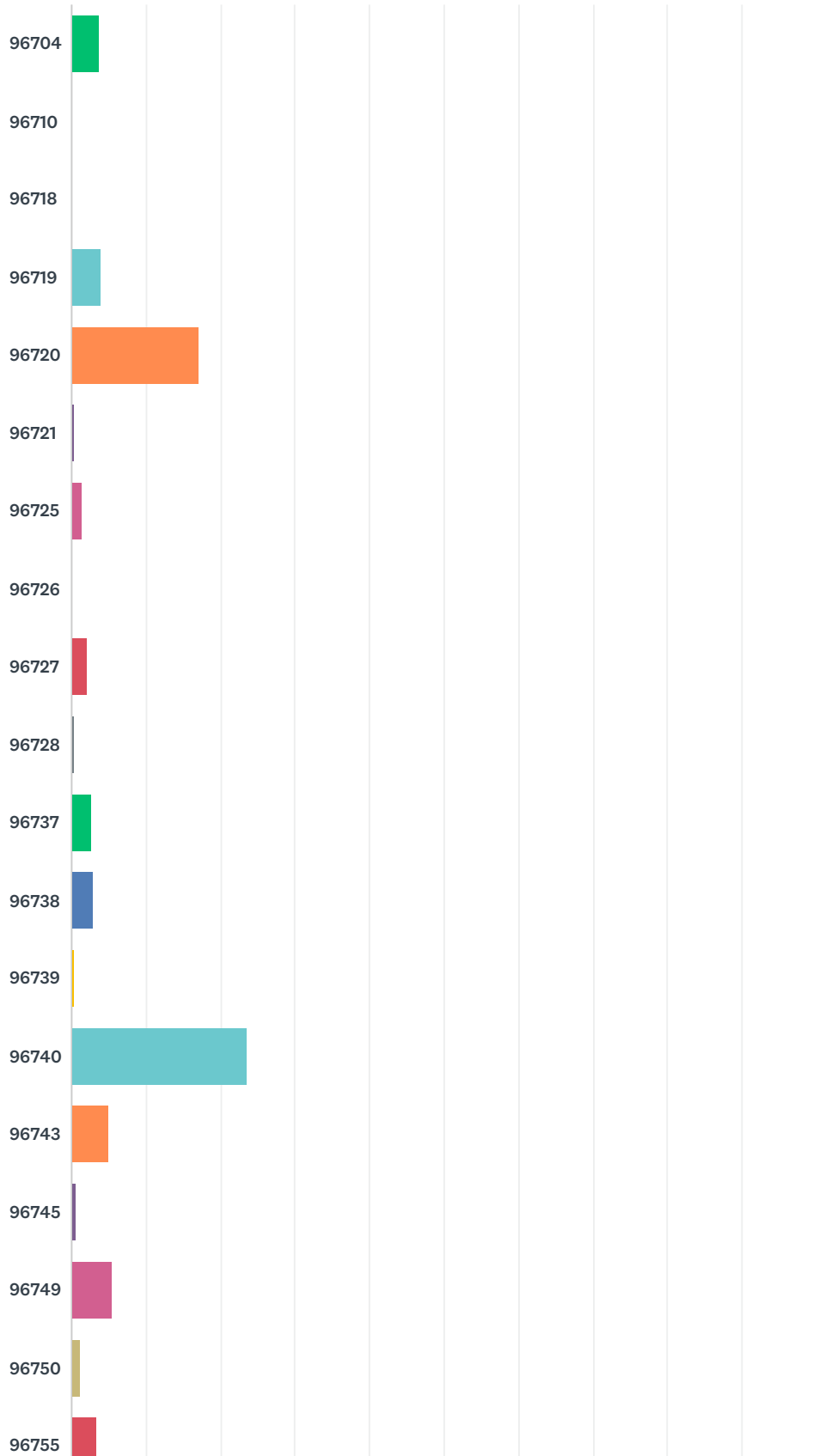
Answered: 374 Skipped: 190



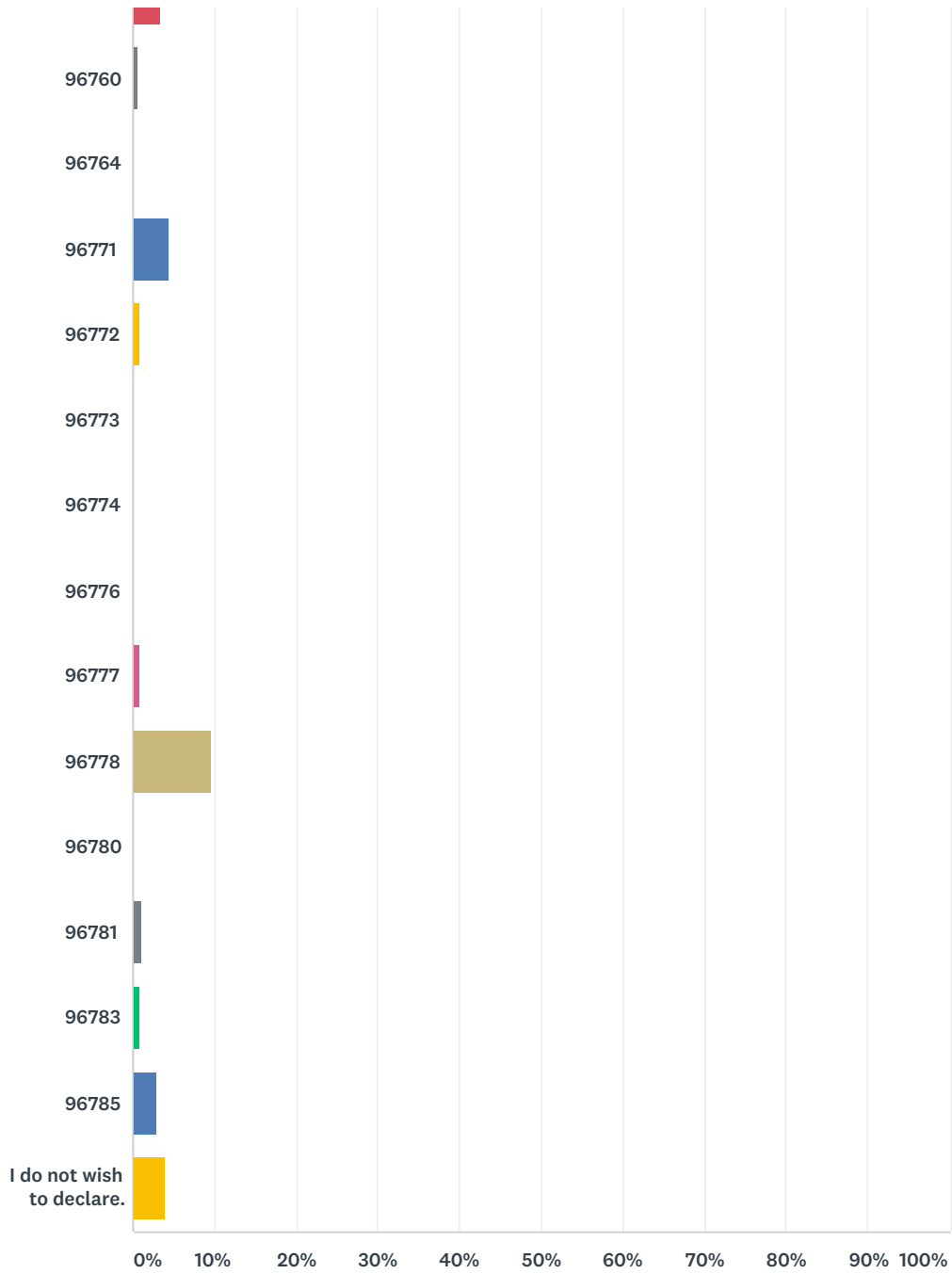
ANSWER CHOICES	RESPONSES	
Less than one year	1.34%	5
1-2 years	5.61%	21
2-5 years	15.51%	58
5-10 years	18.98%	71
10-15 years	14.71%	55
15-20 years	10.16%	38
20-25 years	6.68%	25
More than 25 years	26.47%	99
I do not wish to declare.	0.53%	2
TOTAL		374

Q36 What is your zip code?

Answered: 511 Skipped: 53



Community Satisfaction Survey 2019



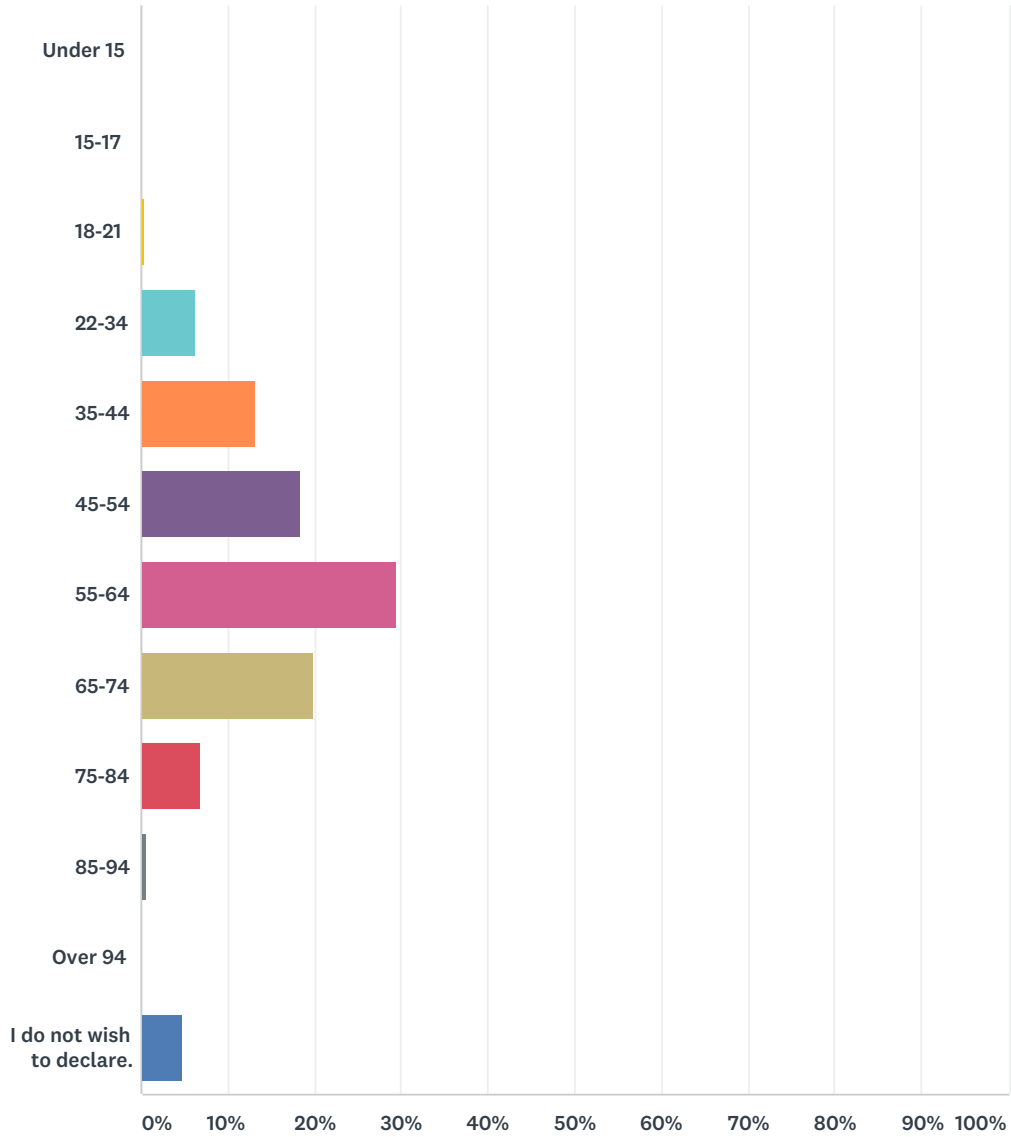
ANSWER CHOICES	RESPONSES	
96704	3.72%	19
96710	0.00%	0
96718	0.20%	1
96719	3.91%	20
96720	17.22%	88
96721	0.39%	2
96725	1.37%	7

Community Satisfaction Survey 2019

96726	0.00%	0
96727	2.15%	11
96728	0.39%	2
96737	2.74%	14
96738	2.94%	15
96739	0.39%	2
96740	23.68%	121
96743	5.09%	26
96745	0.59%	3
96749	5.48%	28
96750	1.17%	6
96755	3.33%	17
96760	0.59%	3
96764	0.20%	1
96771	4.31%	22
96772	0.78%	4
96773	0.00%	0
96774	0.00%	0
96776	0.20%	1
96777	0.78%	4
96778	9.59%	49
96780	0.20%	1
96781	0.98%	5
96783	0.78%	4
96785	2.94%	15
I do not wish to declare.	3.91%	20
TOTAL		511

Q37 What is your age?

Answered: 528 Skipped: 36



ANSWER CHOICES	RESPONSES	
Under 15	0.00%	0
15-17	0.19%	1
18-21	0.38%	2
22-34	6.25%	33
35-44	13.26%	70
45-54	18.37%	97
55-64	29.55%	156
65-74	19.89%	105

Community Satisfaction Survey 2019

75-84	6.82%	36
85-94	0.57%	3
Over 94	0.00%	0
I do not wish to declare.	4.73%	25
TOTAL		528