
















1. The island of Hawai'i is a safe place to live.

		Response Percent	Response Count
Strongly Agree		13.7%	82
Agree		49.2%	295
Neutral		23.8%	143
Disagree		11.8%	71
Strongly Disagree		1.5%	9
answered question			600
skipped question			8

2. The island of Hawai'i is a safe place to work.

		Response Percent	Response Count
Strongly Agree		16.2%	97
Agree		56.4%	337
Neutral		21.2%	127
Disagree		5.0%	30
Strongly Disagree		1.2%	7
answered question			598
skipped question			10



3. The island of Hawai'i is a safe place to visit.

		Response Percent	Response Count
Strongly Agree		12.9%	77
Agree		52.8%	316
Neutral		22.2%	133
Disagree		11.0%	66
Strongly Disagree		1.2%	7
		answered question	599
		skipped question	9







4. Under what circumstances, if any, did you have contact with the Hawai'i Police Department during the past year? (Please scroll down and check all that apply).

		Response Percent	Response Count
911 call		19.7%	116
Traffic stop		13.4%	79
Traffic accident		6.4%	38
Made a report		30.8%	182
Parking ticket		0.5%	3
Police community program		13.9%	82
Casual encounter with an officer		28.8%	170
Requested a record		4.7%	28
Registered a firearm		6.3%	37
Got fingerprinted		2.0%	12
Victim of a crime		12.5%	74
Witness to a crime		5.8%	34
Arrested for a crime		0.7%	4
Spoke with a detective		13.4%	79
No contact		18.0%	106
Do not wish to declare		3.1%	18
Other (please specify in the box below)		15.3%	90
		answered question	590
		skipped question	18







5. During the past year, did you have contact with a POLICE OFFICER from the Hawai'i Police Department?

		Response Percent	Response Count
Yes		72.8%	428
No		27.2%	160
answered question			588
skipped question			20







6. 1. The officer(s) I had contact with expressed interest in helping me.

		Response Percent	Response Count
Strongly Agree		26.0%	112
Agree		28.4%	122
Neutral		15.8%	68
Disagree		10.9%	47
Strongly Disagree		14.2%	61
Does Not Apply		4.7%	20
answered question			430
skipped question			178







7. 2. The officer(s) I had contact with showed concern for my safety.

		Response Percent	Response Count
Strongly Agree		19.6%	84
Agree		27.6%	118
Neutral		22.2%	95
Disagree		9.1%	39
Strongly Disagree		11.4%	49
Does Not Apply		10.0%	43
answered question			428
skipped question			180







8. 3. The officer(s) I had contact with showed compassion.

		Response Percent	Response Count
Strongly Agree		18.3%	78
Agree		25.8%	110
Neutral		21.8%	93
Disagree		14.1%	60
Strongly Disagree		15.3%	65
Does Not Apply		4.7%	20
answered question			426
skipped question			182







9. 4. The officer(s) I had contact with demonstrated professionalism.

		Response Percent	Response Count
Strongly Agree		25.4%	108
Agree		33.6%	143
Neutral		16.2%	69
Disagree		9.4%	40
Strongly Disagree		14.3%	61
Does Not Apply		1.2%	5
answered question			426
skipped question			182







10. 5. The officer(s) I had contact with demonstrated integrity.

		Response Percent	Response Count
Strongly Agree		21.6%	92
Agree		31.7%	135
Neutral		19.5%	83
Disagree		8.2%	35
Strongly Disagree		13.8%	59
Does Not Apply		5.2%	22
answered question			426
skipped question			182

11. 6. The officer(s) I had contact with paid attention to details.

		Response Percent	Response Count
Strongly Agree		17.5%	74
Agree		33.3%	141
Neutral		17.3%	73
Disagree		13.2%	56
Strongly Disagree		14.9%	63
Does Not Apply		3.8%	16
answered question			423
skipped question			185

12. 7. The officer(s) I had contact with made me feel comfortable.

		Response Percent	Response Count
Strongly Agree		22.0%	92
Agree		28.5%	119
Neutral		19.9%	83
Disagree		11.5%	48
Strongly Disagree		16.0%	67
Does Not Apply		2.2%	9
answered question			418
skipped question			190







13. 8. The officer(s) I had contact with helped resolve my situation.

		Response Percent	Response Count
Strongly Agree		12.7%	53
Agree		23.0%	96
Neutral		17.3%	72
Disagree		13.7%	57
Strongly Disagree		20.4%	85
Does Not Apply		12.9%	54
answered question			417
skipped question			191



14. 9. The officer(s) I had contact with did an excellent job.

		Response Percent	Response Count
Strongly Agree		18.4%	77
Agree		25.1%	105
Neutral		21.5%	90
Disagree		11.7%	49
Strongly Disagree		18.9%	79
Does Not Apply		4.3%	18
answered question			418
skipped question			190







15. 10. The officer(s) I had contact with treated me with aloha and respect.

		Response Percent	Response Count
Strongly Agree		26.3%	109
Agree		31.2%	129
Neutral		17.1%	71
Disagree		9.7%	40
Strongly Disagree		13.8%	57
Does Not Apply		1.9%	8
answered question			414
skipped question			194







16. Over the past year, did you have contact with a CIVILIAN EMPLOYEE of the Hawai'i Police Department?

		Response Percent	Response Count
Yes		35.5%	205
No		64.5%	372
answered question			577
skipped question			31







17. 1. The civilian(s) I had contact with expressed interest in helping me.

		Response Percent	Response Count
Strongly Agree		31.9%	66
Agree		43.0%	89
Neutral		10.1%	21
Disagree		8.2%	17
Strongly Disagree		4.8%	10
Does Not Apply		1.9%	4
answered question			207
skipped question			401







18. 2. The civilian(s) I had contact with showed concern for my safety.

		Response Percent	Response Count
Strongly Agree		19.6%	41
Agree		29.2%	61
Neutral		24.9%	52
Disagree		3.3%	7
Strongly Disagree		4.3%	9
Does Not Apply		18.7%	39
answered question			209
skipped question			399







19. 3. The civilian(s) I had contact with showed compassion.

		Response Percent	Response Count
Strongly Agree		23.6%	49
Agree		30.8%	64
Neutral		24.0%	50
Disagree		6.3%	13
Strongly Disagree		4.8%	10
Does Not Apply		10.6%	22
answered question			208
skipped question			400







20. 4. The civilian(s) I had contact with demonstrated professionalism.

		Response Percent	Response Count
Strongly Agree		31.1%	64
Agree		38.8%	80
Neutral		16.5%	34
Disagree		4.9%	10
Strongly Disagree		6.3%	13
Does Not Apply		2.4%	5
answered question			206
skipped question			402







21. 5. The civilian(s) I had contact with demonstrated integrity.

		Response Percent	Response Count
Strongly Agree		27.1%	55
Agree		36.9%	75
Neutral		21.7%	44
Disagree		2.5%	5
Strongly Disagree		5.4%	11
Does Not Apply		6.4%	13
answered question			203
skipped question			405







22. 6. The civilian(s) I had contact with paid attention to details.

		Response Percent	Response Count
Strongly Agree		29.3%	60
Agree		40.0%	82
Neutral		13.7%	28
Disagree		6.8%	14
Strongly Disagree		6.8%	14
Does Not Apply		3.4%	7
answered question			205
skipped question			403







23. 7. The civilian(s) I had contact with made me feel comfortable.

		Response Percent	Response Count
Strongly Agree		27.4%	55
Agree		38.8%	78
Neutral		15.9%	32
Disagree		6.0%	12
Strongly Disagree		7.0%	14
Does Not Apply		5.0%	10
answered question			201
skipped question			407







24. 8. The civilian(s) I had contact with helped resolve my situation.

		Response Percent	Response Count
Strongly Agree		23.6%	48
Agree		36.5%	74
Neutral		14.8%	30
Disagree		7.4%	15
Strongly Disagree		8.9%	18
Does Not Apply		8.9%	18
answered question			203
skipped question			405






25. 9. The civilian(s) I had contact with did an excellent job.

		Response Percent	Response Count
Strongly Agree		31.3%	63
Agree		30.3%	61
Neutral		17.9%	36
Disagree		7.0%	14
Strongly Disagree		9.0%	18
Does Not Apply		4.5%	9
answered question			201
skipped question			407






26. 10. The civilian(s) I had contact with treated me with aloha and respect.

		Response Percent	Response Count
Strongly Agree		34.5%	69
Agree		40.0%	80
Neutral		15.0%	30
Disagree		3.0%	6
Strongly Disagree		7.0%	14
Does Not Apply		0.5%	1
answered question			200
skipped question			408





27. 1. If I need assistance, I am comfortable calling the Hawai'i Police Department

		Response Percent	Response Count
Strongly Agree		30.5%	175
Agree		33.3%	191
Neutral		19.5%	112
Disagree		10.5%	60
Strongly Disagree		6.1%	35
answered question			573
skipped question			35






28. 2. I am comfortable contacting the Hawai'i Police Department to report a crime.

		Response Percent	Response Count
Strongly Agree		34.0%	194
Agree		36.5%	208
Neutral		14.0%	80
Disagree		10.2%	58
Strongly Disagree		5.3%	30
answered question			570
skipped question			38






29. 3. I am comfortable contacting the Hawai'i Police Department to share information about a crime.

		Response Percent	Response Count
Strongly Agree		31.3%	179
Agree		33.6%	192
Neutral		19.1%	109
Disagree		10.3%	59
Strongly Disagree		5.6%	32
answered question			571
skipped question			37






30. 4. I am confident in the ability of the Hawai'i Police Department to serve my needs.

		Response Percent	Response Count
Strongly Agree		16.4%	94
Agree		25.5%	146
Neutral		23.0%	132
Disagree		20.9%	120
Strongly Disagree		14.1%	81
answered question			573
skipped question			35

31. 5. I believe the Hawai'i Police Department does a good job in keeping the island of Hawai'i safe.

		Response Percent	Response Count
Strongly Agree		15.5%	88
Agree		28.4%	161
Neutral		26.1%	148
Disagree		19.6%	111
Strongly Disagree		10.2%	58
answered question			566
skipped question			42

32. 6. I am satisfied in the way the Hawai'i Police Department responds to crime in my community.

		Response Percent	Response Count
Strongly Agree		13.8%	78
Agree		20.6%	117
Neutral		24.0%	136
Disagree		24.0%	136
Strongly Disagree		17.6%	100
answered question			567
skipped question			41










33. Please provide information about your residency status by checking the appropriate box below.

		Response Percent	Response Count
I am a resident of the island of Hawai'i.		96.8%	549
I am not a resident of the island of Hawai'i.		3.2%	18
answered question			567
skipped question			41

34. Have you been a resident of the island of Hawai'i all your life?

		Response Percent	Response Count
Yes		36.6%	200
No		63.4%	346
answered question			546
skipped question			62

35. How long have you been a resident of the island of Hawai'i?











		Response Percent	Response Count
Less than one year		2.3%	8
1-2 years		4.3%	15
2-5 years		10.3%	36
5-10 years		22.9%	80
10-15 years		16.9%	59
15-20 years		6.6%	23
20-25 years		12.0%	42
More than 25 years		24.1%	84
I do not wish to declare.		0.6%	2
answered question			349
skipped question			259

36. What is your zip code?

		Response Percent	Response Count
96704		3.1%	17
96710		0.2%	1
96718		0.4%	2
96719		0.4%	2
96720		24.5%	134
96721		0.9%	5
96725		1.3%	7
96726		0.2%	1
96727		1.5%	8
96728		0.2%	1
96737		1.3%	7
96738		4.0%	22
96739		0.4%	2
96740		15.2%	83
96743		2.6%	14
96745		0.4%	2
96749		9.9%	54
96750		2.7%	15
96755		0.9%	5
96760		0.9%	5
96764		0.5%	3
96771		3.1%	17
96772		1.8%	10

96773		0.5%	3
96774		0.2%	1
96776		0.7%	4
96777		0.7%	4
96778		7.9%	43
96780		0.2%	1
96781		1.1%	6
96783		0.4%	2
96785		6.9%	38
I do not wish to declare.		5.1%	28
answered question			547
skipped question			61

37. What is your age?

	Response Percent	Response Count
Under 15	0.0%	0
15-17 	0.4%	2
18-21 	0.9%	5
22-34 	8.5%	48
35-44 	15.7%	89
45-54 	21.9%	124
55-64 	31.0%	176
65-74 	16.0%	91
75-84 	1.8%	10
85-94 	0.2%	1
Over 94	0.0%	0
I do not wish to declare. 	3.7%	21
answered question		567
skipped question		41

38. What can the Hawai'i Police Department do to serve you better?

	Response Count
	452
answered question	452
skipped question	156